

AGENDA

FRANKLIN CITY COUNCIL

MONDAY, November 14, 2016 – CITY HALL COUNCIL CHAMBERS – 207 W. SECOND AVE.

7:00 P.M.**Regular Meeting**

Call To Order · · · · · MAYOR FRANK M. RABIL

PLEASE TURN OFF CELL PHONES · · · MAYOR FRANK M. RABIL

PLEDGE OF ALLEGIANCE

CITIZENS' TIME

AMENDMENTS TO AGENDA

1. CONSENT AGENDA

A. Minutes: October 24, 2016 Regular Meeting

2. FINANCE

A. City Treasurer's Annual Report – Dinah Babb, City Treasurer

B. Charge Off of 2010 Uncollectable Personal Property Tax/Business License Delinquents – Dinah Babb, City Treasurer

C. Charge Off of 2010 Uncollectable Utility Accounts – Melissa Rollins, Director of Finance

D. Financial Report: September, 2016

3. OLD/NEW BUSINESS

A. School Board Vacancy Appointment Schedule & Related Matters

B. City Manager's Report

4. COUNCIL/STAFF REPORTS ON BOARDS & COMMISSIONS5. CLOSED SESSION

I move that the Franklin City Council meet in Closed Session to discuss a prospective business or industry or the expansion of an existing business or industry where no previous announcement has been made of the business' or industry's interest in locating or expanding facilities in the community pursuant to Virginia Code Section 2.2 –3711 (A) (5).

Motion Upon Returning to Open Session- I move that the only matters discussed during the session were those lawfully exempted from open meeting requirements and identified in the motion by which the closed session was convened.

6. ADJOURNMENT

UPCOMING ITEMS TO BE SCHEDULED

The items below are intended to be reflective, and not inclusive of all subjects staff is working on to bring forward to City Council in the next two months. Both the time lines and subject matter are subject to change and should not be considered final.

SUBJECT**TENTATIVE TIME LINE****Commercial Rehabilitation Loan Program****TBA**

CONSENT AGENDA

A. Minutes: October 24, 2016 Regular Meeting

The Franklin City Council held its regular meeting on Monday, October 24, 2016 at 7:00 p.m. in the Council Chambers at City Hall.

Council Members in Attendance: Frank M. Rabil, Mayor; Barry Cheatham, Vice-Mayor; Benny Burgess, Linwood Johnson III, Mary Hilliard, Greg McLemore and Bill Scarboro.

Staff in Attendance: Randy Martin, City Manager; Taylor Williams, City Attorney; Melissa Rollins, Director of Finance; Mark Bly, Director of Power and Light; Chief Vince Holt, Director of Emergency Services; and Dinah Babb, Treasurer.

School Board Members in Attendance: Dr. Andrea Hall-Leonard, Chairwoman; Verta Jackson, Vice-Chairwoman; and Robert Holt, Ward 6 Representative.

Others in Attendance: Officer Stephanie Sumpter, Franklin Police Department; Lieutenant Patrick Wilson; Dan Howe, Executive Director, Downtown Franklin Association; Amanda Jarrett, CEO, Franklin/Southampton Economic Development, INC.; Director of Teaching, Learning and Accountability, Kelvin Edwards, Sr., Franklin City Public Schools and Teresa Rose-McQuay; Administrative Assistant and Acting Secretary, Recording Minutes.

PLEDGE OF ALLEGIANCE

The Pledge of Allegiance was recited by everyone in attendance.

CITIZENS' TIME

Dr. Sharon Sheffield, OB/GYN Physician, came and updated Council on current conditions at the Western Tidewater Free Clinic. Dr. Sheffield reported that the clinic is currently in full swing and has numerous patients they are helping. Dr. Sheffield thanked the City of Franklin for their support and helping the clinic to thrive. The clinic is well on its way to doubling the number of patients it serves by the year 2020.

Ms. Angela Futrell, Chief Executive Officer (CEO) of Southeastern Virginia Health System addressed Council to thank the city officials who attended their grand opening. Ms. Futrell invited citizens to come out and see their facilities. They provide services to patients who are either underinsured or no insurance at all. Charges for their services are based on income.

Mrs. Anne Williams of 105 Wynnwood Drive addressed Council concerning the financial status of the Franklin City Schools FY 2015 – 2016 budget and the need for there to be accountability within the schools. Ms. Williams stated that the Franklin City Public Schools needs to answer to the citizens about what is going on in our Schools.

Mr. Jim Strozier, CEO of Highground Service, INC located on North Mechanic Street addressed Council with concerns of the financial status of the schools and the lack of results shown in terms of academic improvement. Mr. Strozier stated that he is concerned about the quality of education and whether or not students leave school equipped to be productive in society.

Mr. Thomas Council of 425 Bracey Street addressed Council about the Parks and Recreation Advisory Board. Mr. Council asked Council to take a more active role in the Parks and Recreation Department

since the Advisory Board is currently inactive. Mr. Council brought up activities that the Advisory Board would be currently taking care of and asked the Council to delegate to make sure that the items were addressed.

Mr. Dan Howe of 100 Gillette Court and Executive Director of the Downtown Franklin Association addressed Council about some of the recent activities of his organization. Mr. Howe reported on the 34th Annual Downtown Franklin Fall Festival; he thanked all the sponsors and volunteers that helped and made it a success. Mr. Howe stated that DFRA has received a \$60,000 Virginia Community Business Launch grant to fund its new “Leap Forward Franklin” program. This will provide up to \$15,000 to startup businesses in downtown Franklin to help offset the cost of rent and utilities.

Mr. Howe stated that business proposals will be scored using several criteria, including the strength of the business plan, experience, and how well it matches with local needs. Grants will be awarded on a first through third place basis with the first place winner receiving \$15,000, the second receiving \$10,000 and the third receiving \$5,000. In order to be eligible for a grant, all businesses submitting proposals must have a minimum of one full-time employee and one part-time employee, and must pay all applicable business license fees and taxes prior to the announcement of the awards. Businesses also must not open prior to the awards agreements.

Mr. Howe noted that the DFA will have six classes to help prospective business owners develop their business plans. Attendance at all six classes is mandatory and a completed business plan must be submitted no later than two weeks after the last class in order for a business to qualify for a grant. By applying for a grant, each selected business owner agrees to meet at least monthly with a designated “mentor” to share information, go over the books, marketing plan, and business hours for a minimum of six months. Each grant will provide monthly reimbursement of rent and utilities upon presentation of receipts during these meetings for up to six months or when the allocated grant funds run out. Businesses selected to receive a grant will be required to participate in downtown activities, including special events and extended hours campaign, however, the Downtown Franklin Association would provide additional marketing through local and regional media for each business at no charge.

Mr. Bobby Tyler of 112 Queens Lane addressed the Council with concerns he has about the state of the Franklin City Public Schools. Mr. Tyler suggested council examine the school’s expenses for hotels, air fare, meals and other amenities. Mr. Tyler brought to Council’s attention that there was an expense for \$9,000 for a field trip. Mr. Tyler stated that it is an outrage how much money is being spent on each student within our school system but all of the Franklin City Public Schools are not accredited.

AMENDMENTS TO AGENDA

There were no amendments to the agenda.

Consent Agenda

Minutes of the September 12, 2016 Regular Meeting

Mayor Rabil asked if there were any corrections or changes to the minutes. Hearing none, Vice-Mayor Cheatham made a motion to approve the minutes as presented and Councilman Johnson seconded the motion.

The motion was approved by a 7 – 0 vote.

Departmental Reports

Mayor Rabil asked if there were any questions concerning the departmental reports that were sent under a separate file.

There were no questions concerning the Departmental Reports.

Arbor Day Proclamation

Mayor Rabil asked Councilwoman Hilliard to read the Arbor Day Proclamation aloud. After the proclamation was read, Councilman McLemore made a motion to approve the proclamation and Vice-Mayor Cheatham seconded it.

The motion was approved by a 7 – 0 vote.

FINANCE**Financial Report: July, 2016**

Mayor Rabil recognized Finance Director Rollins to present FY 2016 – 2017 City Budget Ordinance Amendment # 2017 – 03.

Director Rollins reported that the City received \$6,192 in grant funds from the Department of Environmental Quality for the Liter Control Prevention & Recycling Program. Director Rollins also reported that in FY 2015 – 2016 there remained \$8,336 unspent funds in the Gateway Enhancement budget. Director Rollins stated that these funds should be carried forward in the new fiscal year to continue projects associated with enhancement of City Gateways and other Beautification Commission initiatives in the current year.

Councilman Burgess made the motion to authorize FY 2015 – 2016 Budget ordinance amendment #2017 – 03 appropriating carryover to the FY 2016 – 2017 budget for Planning & Community Development (Gateway Enhancement) in the amount of \$8,336, as well as the acceptance of the liter control grant funds in the amount of \$6,192 and appropriate the funds for spending as outlined. Councilwoman Hilliard seconded the motion.

The motion was approved by a 7 – 0 vote.

OLD/NEW BUSINESS**Memorandum of Agreement (MOA) with Isle of Wight County**

Mayor Rabil recognized Attorney Taylor Williams, IV to present the Memorandum of Agreement (MOA) with Isle of Wight County.

Before Attorney Williams began his presentation, he deferred to Councilman Scarboro to read a statement recusing himself from the discussion on this topic. Councilman Scarboro is the Repurposing Business Manager for International Paper. To avoid any appearance of a conflict of interest, Councilman Scarboro disclosed his knowledge of this expansion as an employee of International Paper and its interest in the

expansion by ST Tissue. At this point in the meeting Councilman Scarboro left the City Council Chambers.

Attorney Williams gave a brief history of the shared revenue zone in Isle of Wight County where the City receives a portion of the annual tax revenues received by the County within that zone. With the recent announced ST Tissue expansion, the State of Virginia and Isle of Wight County offered ST Tissue an economic development package providing some economic incentives to locate the expansion on the IP campus, which is in the shared revenue zone. One of the economic incentives is a 25% reduction in the amount of new machinery and tools tax paid each year for 5 years. Another economic incentive was a different economic incentive grant that is also based upon another 25% reduction in the amount of new machinery and tools tax paid each year for 5 years. This equates to a 50% reduction in the amount of machinery and tools tax paid by ST Tissue over the next 5 years.

Attorney Williams advised Council the Memorandum of Agreement (MOA) proposes the City agree with the County to shoulder some of the burden of the incentives offered related to the machine and tool tax income for the next 5 years. On an annual basis it is estimated the gross amount of the machinery and tool tax would equate to \$105,000. The reduction based on the two incentive grants is estimated to be \$52,500 per year for the next 5 years. The City's share of the machinery and tool tax that will be received annually for the next 5 years is estimated to be \$9,345 per year. At the end of the 5 year incentive period the estimated tax revenue will then be based on the full amount of the machinery and tool tax paid at that time. The City will be receiving additional tax revenue such as real estate taxes for improvements to the facility generated from this expansion by ST Tissue. There are no other incentive grants being offered by Isle of Wight that would involve the participation of the City.

Mayor Rabil asked if there were any questions or comments concerning the Memorandum of Agreement (MOA) with Isle of Wight County.

After some discuss on the issue, Councilman Burgess made the motion to approve the Memorandum of Agreement (MOA) with Isle of Wight County concerning the ST Tissue expansion and Councilman Johnson seconded it.

The motion was approved by a vote of 7 – 0.

Councilman Scarboro returned to the meeting and his seat on Council.

School Division FY 2015 – 2016 Funding Request

Mayor Rabil asked Manager Martin to present the School Division FY 2015 – 2016 Funding Request agenda item. Manager Martin stated that in his email update to City Council on Friday, October 14, 2016; he described that much has changed since the Council last discussed the School Division financial status and funding request on September 26, 2016. This correspondence supplements the last update with additional information as follows:

- As authorized, the Minor & Associates third-party financial services agreement was executed by all parties by September 26th and they have already begun gathering information with their engagement officially getting underway October 24, 2016 with completion scheduled by November 29, 2016.

- The Council required acknowledgement of conditions was delivered to the School Division on September 30, after the last Council meeting. It has not as yet been executed by all parties, but the Manager hoped to have it by this meeting.
- Finance Director Rollins and Manager Martin met on October 12th with the auditors who have begun their on-site work on the FY 2015 – 2016 audit. The auditors were briefed on the School Division financial status and budget deficit.
- The Superintendent and City Manager met on October 18th. The Superintendent clarified that when he advised Manager Martin to “hold off on the request”, he did not rescind the request. He stated the School Division wants the \$494,643 in carryover funds, but he wanted to update the School Board before he further updated the Manager. The School Board met on October 20th to discuss the matter. The Superintendent and Manager met again on October 21st for an update on details of their request after the School Board meeting.

Mayor Rabil recognized the School Board Chair and asked if she would like to comment on this matter. School Board Chair Dr. Andrea Hall-Leonard took the opportunity to address Council. Dr. Hall-Leonard thanked Council for the opportunity to address Council. She is concerned about the prior year budget deficit. Dr. Hall-Leonard stated that the School Board would like to discuss the matter with City Council at a joint meeting preferably not later than the first week in December, 2016. Dr. Hall-Leonard asked for grace until they could work through some issues and the boards could meet. She referenced a personnel matter she could not disclose at this time. She asked that the Council defer any action on the budget request until they can further analyze the amount to be sure of the accuracy. She advised that the School Board agreed to review the last five years of their financials.

All the members of Council stated their concerns on this agenda item and agreed that they wanted a resolution as quickly as possible. Council members commented on specific concerns, as well as, the fact that this has been a consistent issue over the last two years that requires expediency to correct the issues and address budget problems. Councilman McLemore stated that he wanted a response from Dr. Hall-Leonard that the articles in the paper were untrue. Dr. Hall-Leonard could not give any such assurance since it was not clear what articles he was referring to. Councilman McLemore gave clarity to what articles he was referring to but Dr. Hall-Leonard preferred that all the concerns be addressed at a joint meeting with both the School Board and the Council when members of the Finance Department and the Superintendent could be present to answer questions.

After fielding numerous questions from Council and considerable discussion, Mayor Rabil and Dr. Hall-Leonard agreed to poll all the members of both the Council and School Board to meet jointly as soon as possible to address all concerns related to the finances of the School Division and the prior year deficit. Mayor Rabil stated that he would contact Dr. Hall-Leonard this week about a date for this joint meeting to be held as soon as possible.

After the Council question and answer session with the School Board Chair was complete, the Mayor recognized each member of Council for closing comments on this topic. It was a consensus of Council to agree with the Chair’s request to hold off on any action at this time on the School Board funding request to address the deficit for FY 2015 – 2016.

Councilman Burgess thanked the members who came tonight but stated the School Board members did not do their job. The internal control issues raised by the audit are real and bad things happen when internal controls are not followed. He felt this is a big deal. He questioned the need for the schools to focus on auditing the last five years. The last two budgets are where the focus should be and going forward with adequate internal controls to address issues. He was glad the Council had held the capital funding request or the current deficit issue would have been much worse if that funding was already obligated.

Councilman Johnson questioned why the deficit was not identified sooner and emphasized that this must be addressed now. He was concerned that the deficit will take away the capital funds that were needed and defer those projects. He mentioned the need to consider elected school board members, but the Mayor asked that the Council stay focused on the topics at hand.

Councilman Scarboro was deeply concerned with the deficit and delaying the joint meeting until December. He felt the concerns need to be addressed much sooner. He noted that when he attended the joint meeting on August 30th, the School Board seemed to be not concerned about the prior year audit findings which relate to the budget issues we now face.

Councilwoman Hilliard noted that in her 28 years on Council she had not experienced any issue of this type or this large an amount of funding being overspent. She understands bills have to be paid, but there are consequences for overspending the budget in this manner. She feels she is in a real dilemma even though carryover funds are available to cover the deficit.

Vice-Mayor Cheatham felt the School Board had failed miserably in their duties related to finances. He agreed with his colleagues expressed concerns and particularly that the School Board had criticized Council for hurting the schools by withholding the capital funding request until audit findings were addressed from the last city audit. He was very glad the Council had not approved the funding or this deficit situation would now be much more difficult to address because no carryover funding would be available, only the city's reserve funds.

Councilman McLemore stated his disappointment and repeated his hope that this report was not accurate. He questioned why the former School Board Chair Mrs. King or the Superintendent were not here noting that Dr. Hall-Leonard came and answered questions, but she only recently became Chair of the School Board. He also stated he understood why citizens had expressed concerns earlier in the meeting on this topic.

Councilman McLemore concluded by stating he wanted concrete answers concerning this missing money. Mayor Rabil recognized Manager Martin who offered clarification that there had been no evidence that any money is missing. He stated that the School Division spent in excess of the approved budget appropriation in FY 2015 – 2016, but no allegations had been made of any fraud or funds being unaccounted for or used for anything other than funding school operations.

Mayor Rabil stated the purpose tonight was not to point fingers, but the Superintendent is the CEO and that he had failed his duty. He referenced the responses received from the Superintendent and School Board legal counsel Reed & Smith as examples of an inadequate response to the deficit. The Mayor expressed this was very disappointing, and agreed the Superintendent should have been here tonight.

Councilman Burgess then offered a motion to authorize the City Manager to pursue any necessary expanding of the scope of the audit engagement related to the school finances in an effort to verify school division spending in excess of the appropriated funding level. The motion was seconded by Councilman Johnson.

The motion was approved by a 7 – 0 vote.

CITY MANAGER'S REPORT

Manager Martin thanked all the departments for their concentrated efforts to provide services during Hurricane Matthew. Manager Martin especially congratulated the Fire Department and other Emergency Services, Police Department, Power and Light Department and Public Works Department for all their hard work during this event. Manager Martin commented that all the information about the river cresting during and after the storm is a learning experience. The information about the water levels is teaching us more as we learn how it affects us during weather events. He also requested that citizens advise the City if there was damage sustained from the storm.

COUNCIL/STAFF REPORTS ON BOARDS & COMMISSIONS

Vice-Mayor Cheatham reported that things were going well with the jail. The jail is still building up their reserves and the meeting was short. Vice-Mayor Cheatham also congratulated Director Howe for his work on the Downtown Franklin Fall Festival. Vice-Mayor Cheatham said it was a great event and he also congratulated Councilman Burgess for his scarecrow "self-portrait" that won first place.

Manager Martin reported that the HRPDC meeting was a routine meeting with no significant action taken and he deferred to the Mayor to comment on the HRTAC and HRTPO.

Councilman Johnson reported on the VML conference that he attended and he recognized Police Officer Sumpter for her service in the community. Councilman Johnson mentioned her efforts with the training of a new officer and how she was introducing him around the community. He felt that the key to connecting with the community as a police presence is how to create unity within the community. Councilman Johnson reported on a workshop with the Magistrates office at the Western Tidewater Regional Jail. Councilman Johnson also commented on the opening of the new Bon Secours Cancer Institute in Harbor View Medical Plaza in Suffolk, Virginia. This will be instrumental in helping Cancer patients by having a facility closer to our area for our citizens' convenience.

Mayor Rabil commented on the HRTAC meeting; they chose Alternative A as the one out of the four alternatives proposed to fix congestion at the tunnel and Interstate 64 under the Hampton Roads Water Crossing study. This alternative would be the quickest one with benefits to help relieve congestion areas at the Bowers Hill interchange as well as 64 and 264; this option would be realized by 2030.

Mayor Rabil informed Council of the invitation to celebrate the 150th Anniversary of First Baptist Church at the PDCCC Workforce Development Center on November 13th at 4 p.m.

Councilwoman Hilliard also commended Officer Sumpter and the entire Police Department for their service to our community.

Councilwoman Hilliard also invited Council to celebrate Piney Gove Baptist Church's 121st Anniversary at their church on November 13th at 3 p.m.

Attorney Williams reported that SPSA has a meeting coming up on October 27th and he is looking forward to reporting on that at the next meeting. Attorney Williams also clarified that the report in the news about two men dying at the landfill in Suffolk was at a private landfill not SPSA.

Closed Session

Councilman McLemore made the motion that the Franklin City Council meet in Closed Session to discuss and consider the performance of appointees and evaluate the performance of departments, to consult with legal counsel regarding specific legal matters and to receive legal advice from the City Attorney and to consult with the City Attorney pertaining to actual litigation pursuant to Virginia Code Section 2.2 – 3711 (A) (1) and (7). Vice-Mayor Cheatham seconded the motion.

The motion was approved by a vote of 7 – 0.

The Council entered into closed session at 9:11 p.m.

Mayor Rabil reconvened the open session at 10:45 p.m. and asked for a motion certifying the closed session.

Councilman Burgess made a motion certifying that the only matters discussed during the closed session were those lawfully exempted from open meeting requirements and identified in the motion by which the closed session was convened. The motion was seconded by Vice-Mayor Cheatham.

The motion was approved by a 7 – 0 vote.

Adjournment

Councilman Johnson made a motion to adjourn the meeting which was seconded by Councilwoman Hilliard.

The motion was approved by a 7 – 0 vote.

Mayor Rabil declared the meeting adjourned at 10:49 p.m.

These Minutes for October 24th, 2016 City Council Meeting were adopted on the 14th day of November, 2016.

Mayor

Clerk to City Council

FINANCE

- A. City Treasurer's Annual Report – Dinah Babb, City Treasurer**
- B. Charge Off of 2010 Uncollectable Personal Property Tax/Business License Delinquents – Dinah Babb, City Treasurer**
- C. Charge Off of 2010 Uncollectable Utility Accounts – Melissa Rollins, Director of Finance**
- D. Financial Report: September, 2016**



To: R. Randy Martin, City Manager
From: Dinah M Babb MGT. Treasurer
Subject: Delinquent Taxes
Date: November 07, 2016

Attached are list of Delinquent Taxes owed to the City of Franklin as of October 31, 2016

Real Estate:	\$154,099.15
Personal Property:	\$130,658.92
Business License:	\$2,121.63
Meals Tax:	\$16,582.22

Total Delinquent Taxes: \$303,461.92

Respectfully Submitted D. Babb, Treasurer

**COLLECTION REPORT FROM TREASURER
AS OF OCTOBER 31, 2016**

The delinquent tax amount for the City of Franklin as of October 31, 2016 is \$303,461.92. This amount reflects tax years 2014 and older. The last collection report dating July 06, 2015 was reported with delinquencies of \$373,179.31.

REAL ESTATE:

Currently there is \$154,099.15 in delinquent real estate taxes for tax years 2001-2014. We currently have 50+ taxpayers on monthly payment plans or have attached wages liens against their employment. We continue to work with Tax Attorney Jason Dunn PLC out of Virginia Beach to assist in selling properties who meet the requirement for a tax sale based on Code of Virginia 58.1-3965.1. There are currently 35 properties being worked by Mr. Dunn's Firm. For RE2015 tax year, of the 5.5 million budgeted we have \$161,982.66 uncollected showing about at 96% collection rate as of October 31, 2016.

PERSONAL PROPERTY:

Currently there is \$130,658.92 in delinquent personal property for tax years 2007-2014. We continue to work with taxpayers on payment plans. We have currently about 60 taxpayers on monthly payment plans. If taxpayers pay their payment plans as agreed, they will have no additional collections taken against them. For Personal Property 2015, of the 2.8 million budgeted, we have \$53,525.30 uncollected showing about a 98% collection rate as of October 31, 2016. Due to the Statute of Limitations per Code of Virginia 58.1-3940, I will be requesting Council to approve charging off PP2010 in the amount of \$19,630.80.

BUSINESS LICENSE:

Currently there is \$2,121.63 in delinquent business license for tax years 2009-2014. Any business that owes personal property taxes, are required to pay those taxes before granting them a valid business license. We currently have one of the delinquent business licenses (no longer in business) on a payment plan. Due to the Statute of Limitations per Code of Virginia 58.1-3940, I will be requesting Council to approve charging off BL2009-10 in the amount of \$1,732.00. These accounts are deemed uncollectable due to Bankruptcy, out of business and unable to locate.

Meals and Lodging tax:

Currently there is \$16,582.22 in delinquent meals tax and \$00.00 in Lodging. The delinquent business is currently on a payment plan with the office. Any delinquent business on a payment plan must file and pay all current taxes when due.

Additional Information:

DMV-STOP-Since last reported we have placed 296 stops and have had 192 taxpayers satisfy their delinquent taxes due to the DMV-Stop program.

DEBT SET OFF-Since January 2016 we have received \$123,049.56 from the Virginia Department of Taxation applied to delinquent Taxes, Inactive Utility Accounts.

Virginia Auction Company- Since last reporting we have had 173 vehicles seizures with a total of \$49,208. 00 collected in delinquent personal property taxes. Of the 173 seizures there have been 9 not redeemed and sold at auction.

TAX Sale-We continue to work with Jason Dunn PLC (Tax Attorney) to assist with our Real Estate tax sales. We had 1 sale since last reporting with a total of 3 properties sold with delinquencies dating back to 2001. We are anticipating a tax sale in January 2017.

Additional Data:

Historical reporting data

March 2010	\$1,231,064.26
August 2011	\$913,774.49
August 2012	\$909,647.66
September 2013	\$612,059.72
October 2014	\$605,471.25
June 2015	\$373,772.41
October 2016	\$303,461.92

Dept	Half	Charged	Collected	Balance	Collection %
RE2001	1	\$ 1,535,652.80	\$ 1,535,652.80	\$ -	100.000%
	2	\$ 1,536,119.59	\$ 1,536,095.74	\$ 23.85	99.998%
RE2002	1	\$ 1,662,029.06	\$ 1,662,005.21	\$ 23.85	99.999%
	2	\$ 1,665,398.02	\$ 1,665,374.17	\$ 23.85	99.999%
RE2003	1	\$ 1,664,634.55	\$ 1,664,614.82	\$ 19.73	99.999%
	2	\$ 1,676,226.99	\$ 1,675,764.39	\$ 462.60	99.972%
RE2004	1	\$ 1,834,641.28	\$ 1,834,613.80	\$ 27.48	99.999%
	2	\$ 1,851,121.35	\$ 1,851,093.87	\$ 27.48	99.999%
RE2005	1	\$ 1,978,352.78	\$ 1,978,184.31	\$ 168.47	99.991%
	2	\$ 1,995,205.73	\$ 1,995,091.30	\$ 114.43	99.994%
RE2006	1	\$ 2,343,478.57	\$ 2,343,205.17	\$ 273.40	99.988%
	2	\$ 2,378,418.34	\$ 2,377,663.68	\$ 754.66	99.968%
RE2007	1	\$ 2,540,895.33	\$ 2,540,096.31	\$ 799.02	99.969%
	2	\$ 2,576,135.23	\$ 2,575,336.21	\$ 799.02	99.969%
RE2008	1	\$ 2,582,890.13	\$ 2,580,622.61	\$ 2,267.52	99.912%
	2	\$ 2,584,011.01	\$ 2,581,743.52	\$ 2,267.49	99.912%
RE2009	1	\$ 2,575,403.39	\$ 2,573,135.87	\$ 2,267.52	99.912%
	2	\$ 2,576,947.15	\$ 2,574,539.30	\$ 2,407.85	99.907%
RE2010	1	\$ 2,440,500.21	\$ 2,438,016.31	\$ 2,483.90	99.898%
	2	\$ 2,444,071.94	\$ 2,440,441.67	\$ 3,630.27	99.851%
RE2011	1	\$ 2,440,225.27	\$ 2,433,293.78	\$ 6,931.49	99.716%
	2	\$ 2,442,002.76	\$ 2,434,963.44	\$ 7,039.32	99.712%
RE2012	1	\$ 2,587,724.55	\$ 2,579,225.07	\$ 8,499.48	99.672%
	2	\$ 1,589,148.54	\$ 1,575,586.00	\$ 13,562.54	99.147%
RE2013	1	\$ 2,580,144.87	\$ 2,561,809.47	\$ 18,335.40	99.289%
	2	\$ 2,598,697.34	\$ 2,577,161.07	\$ 21,536.27	99.171%
RE2014	1	\$ 2,643,382.28	\$ 2,608,406.55	\$ 34,975.73	98.677%
	2	\$ 2,654,562.05	\$ 2,606,739.36	\$ 47,822.69	98.198%
RE2015	1	\$ 2,737,312.56	\$ 2,661,962.04	\$ 75,350.52	97.247%
	2	\$ 2,741,046.57	\$ 2,581,399.47	\$ 159,647.10	94.176%
PP2007		\$ 2,450,009.17	\$ 2,447,332.78	\$ 2,676.39	99.891%
PP2008		\$ 2,628,944.95	\$ 2,626,522.95	\$ 2,422.00	99.908%
PP2009		\$ 2,408,687.76	\$ 2,408,218.76	\$ 469.00	99.981%
PP2010		\$ 2,644,297.17	\$ 2,623,164.57	\$ 21,132.60	99.201%
PP2011		\$ 2,645,817.52	\$ 2,624,192.63	\$ 21,624.89	99.183%
PP2012		\$ 2,753,670.38	\$ 2,728,272.96	\$ 25,397.42	99.078%
PP2013		\$ 2,786,431.13	\$ 2,757,933.51	\$ 28,497.62	98.977%
PP2014		\$ 2,785,891.21	\$ 2,749,928.14	\$ 35,963.07	98.709%
PP2015		\$ 2,840,067.94	\$ 2,770,891.97	\$ 69,175.97	97.564%

Dept	FY 02-03	FY 03-04	FY 04-05	FY 05-06	FY 06-07	FY 07-08	FY 08-09	FY 09-10	FY 10-11	FY 11-12	FY12-13	FY13-14	FY14-15	FY15-16
RE2001	\$ 35,882.19	\$ 11,685.30	\$ 3,828.36	\$ 2,985.56	\$ 7.66	\$ 310.47	\$ 616.99	\$ 586.12	\$ 347.85	\$ 130.73	\$ -	\$ 162.90	\$ -	\$ -
	\$ 90,158.17	\$ 17,775.19	\$ 4,510.80	\$ 3,929.79	\$ 768.70	\$ 373.05	\$ 774.75	\$ 368.60	\$ 413.02	\$ 379.80	\$ -	\$ 162.90	\$ -	\$ -
RE2002		\$ 31,366.33	\$ 11,108.13	\$ 5,501.96	\$ 2,378.79	\$ 823.77	\$ 296.91	\$ 519.98	\$ 164.70	\$ 507.48	\$ -	\$ 403.20	\$ -	\$ -
		\$ 116,523.64	\$ 22,855.80	\$ 5,824.84	\$ 3,057.35	\$ 926.10	\$ (495.45)	\$ 667.21	\$ 164.70	\$ 538.20	\$ -	\$ 403.20	\$ -	\$ -
RE2003			\$ 34,213.84	\$ 9,694.87	\$ 3,987.65	\$ 1,362.70	\$ 304.11	\$ 273.16	\$ 814.04	\$ 538.20	\$ -	\$ 403.20	\$ -	\$ -
			\$ 120,878.58	\$ 16,112.86	\$ 5,108.53	\$ 2,112.81	\$ 930.90	\$ 9.00	\$ 1,390.18	\$ 473.96	\$ 381.68	\$ 403.20	\$ 18.03	\$ -
RE2004				\$ 32,672.04	\$ 12,339.34	\$ 4,710.40	\$ 1,458.51	\$ 766.09	\$ 1,861.54	\$ 126.39	\$ 548.00	\$ 535.95	\$ 124.65	\$ -
				\$ 114,765.85	\$ 15,164.61	\$ 6,892.45	\$ 2,537.85	\$ 801.60	\$ 1,299.25	\$ 1,400.66	\$ 765.99	\$ 535.95	\$ 124.65	\$ -
RE2005					\$ 25,271.29	\$ 8,207.17	\$ 2,356.64	\$ 1,587.07	\$ 2,281.45	\$ 1,730.40	\$ 1,357.48	\$ 723.30	\$ 131.58	\$ 26.17
					\$ 115,942.11	\$ 12,687.59	\$ 4,675.53	\$ 2,705.53	\$ 2,392.33	\$ 2,388.58	\$ 2,410.04	\$ 948.70	\$ 347.71	\$ 49.86
RE2006						\$ 25,514.25	\$ 4,760.45	\$ 3,854.68	\$ 7,475.79	\$ 2,259.45	\$ 2,542.64	\$ 1,852.35	\$ 317.71	\$ 361.35
						\$ 129,810.44	\$ 15,161.74	\$ 3,020.45	\$ 9,636.97	\$ 2,234.84	\$ 3,115.04	\$ 2,675.69	\$ 531.67	\$ 74.80
RE2007							\$ 25,681.08	\$ 9,588.12	\$ 15,400.61	\$ 3,271.16	\$ 4,532.32	\$ 3,040.40	\$ 859.60	\$ 79.20
							\$ 156,145.99	\$ 17,502.96	\$ 17,199.26	\$ 7,225.45	\$ 6,131.02	\$ 2,936.46	\$ 1,308.72	\$ 79.20
RE2008								\$ 28,254.23	\$ 28,137.85	\$ 8,203.59	\$ 9,082.22	\$ 3,662.94	\$ 2,131.32	\$ 90.09
								\$ 97,295.69	\$ 43,860.56	\$ 12,966.40	\$ 8,666.62	\$ 5,323.88	\$ 1,402.42	\$ 993.62
RE2009									\$ 51,772.23	\$ 21,119.68	\$ 10,532.23	\$ 4,539.95	\$ 2,701.20	\$ 1,413.70
									\$ 135,790.63	\$ 33,222.51	\$ 12,634.74	\$ 9,091.48	\$ 1,167.19	\$ 2,888.02
RE2010										\$ 45,103.61	\$ 19,534.58	\$ 11,166.34	\$ 3,267.60	\$ 3,153.93
										\$ 113,339.67	\$ 26,685.31	\$ 17,330.97	\$ 3,643.67	\$ 3,964.81
RE2011											\$ 44,696.53	\$ 25,535.90	\$ 6,991.80	\$ 4,116.38
											\$ 81,619.85	\$ 38,316.86	\$ 14,964.84	\$ 11,933.97
RE2012												\$ 56,283.63	\$ 22,353.50	\$ 14,954.22
												\$ 118,742.62	\$ 34,795.15	\$ 20,889.53
RE2013													\$ 55,452.62	\$ 22,894.74
													\$ 120,492.37	\$ 34,883.28
RE2014														\$ 67,982.70
														\$ 170,775.89
	\$ 170,239.59	\$ 195,058.32	\$ 202,140.19	\$ 194,964.12	\$ 184,218.83	\$ 195,024.44	\$ 216,213.35	\$ 168,492.76	\$ 320,655.02	\$ 257,160.76	\$ 235,236.29	\$ 305,776.88	\$ 273,128.00	\$ 361,605.46
PP2007							\$ 17,019.74	\$ 9,310.51	\$ 9,186.70	\$ 7,949.35	\$ 2,865.81	\$ 22,219.29	\$ 1,139.00	\$ 623.72
PP2008								\$ 27,539.97	\$ 17,024.59	\$ 13,295.55	\$ 6,554.70	\$ 1,821.22	\$ 30,300.50	\$ 1,270.37
PP2009									\$ 42,092.40	\$ 16,673.11	\$ 3,994.72	\$ 2,681.39	\$ 2,759.00	\$ 16,950.89
PP2010										\$ 63,339.96	\$ 7,734.13	\$ 4,475.80	\$ 5,069.88	\$ 1,804.95
PP2011											\$ 30,137.35	\$ 7,316.51	\$ 4,878.32	\$ 1,006.79
PP2012												\$ 34,272.71	\$ 11,278.91	\$ 4,262.71
PP2013													\$ 56,197.34	\$ 7,888.41
PP2014														\$ 37,346.88
	\$ (10,875.44)	\$ 37,724.93	\$ 33,772.27	\$ 44,010.10	\$ (86,146.46)	\$ 70,045.41	\$ 38,641.45	\$ 54,372.74	\$ 81,571.21	\$ 58,749.64	\$ 238,831.69	\$ 74,774.03	\$ 118,873.66	\$ 71,154.80
	\$ 159,364.15	\$ 232,783.25	\$ 235,912.46	\$ 238,974.22	\$ 98,072.37	\$ 265,069.85	\$ 254,854.80	\$ 222,865.50	\$ 402,226.23	\$ 315,910.40	\$ 474,067.98	\$ 380,550.91	\$ 392,001.66	\$ 432,760.26

Dept	6/30/2002	6/30/2003	6/30/2004	6/30/2005	6/30/2006	6/30/2007	6/30/2008	6/30/2009	6/30/2010	6/30/2011	6/30/2012	6/30/2013	6/30/2014	6/30/2015	6/30/2016
RE2001	96.29%	98.64%	99.42%	99.66%	99.86%	99.86%	99.88%	99.92%	99.96%	99.98%	99.99%	99.99%	100.00%	100.00%	100.00%
	92.14%	98.06%	99.24%	99.53%	99.79%	99.84%	99.86%	99.91%	99.94%	99.96%	99.99%	99.99%	100.00%	100.00%	100.00%
RE2002		96.80%	98.69%	99.36%	99.69%	99.84%	99.88%	99.90%	99.93%	99.94%	99.97%	99.97%	100.00%	100.00%	100.00%
		90.93%	97.96%	99.33%	99.68%	99.87%	99.92%	99.89%	99.93%	99.94%	99.97%	99.97%	100.00%	100.00%	100.00%
RE2003			96.89%	98.95%	99.54%	99.78%	99.86%	99.88%	99.89%	99.94%	99.97%	99.97%	100.00%	100.00%	100.00%
			91.14%	98.37%	99.33%	99.63%	99.76%	99.81%	99.81%	99.90%	99.92%	99.95%	99.97%	99.97%	99.97%
RE2004				96.98%	98.77%	99.45%	99.70%	99.78%	99.82%	99.93%	99.93%	99.96%	99.99%	100.00%	100.00%
				92.14%	98.40%	99.22%	99.60%	99.73%	99.78%	99.85%	99.92%	99.96%	99.99%	100.00%	100.00%
RE2005					97.78%	99.06%	99.48%	99.60%	99.68%	99.79%	99.88%	99.95%	99.98%	99.99%	99.99%
					92.68%	98.56%	99.20%	99.43%	99.57%	99.69%	99.81%	99.93%	99.97%	99.99%	99.99%
RE2006						97.90%	98.99%	99.19%	99.36%	99.68%	99.77%	99.88%	99.96%	99.97%	99.99%
						92.96%	98.43%	99.07%	99.20%	99.61%	99.70%	99.83%	99.94%	99.97%	99.97%
RE2007							97.50%	98.52%	98.90%	99.50%	99.63%	99.81	99.93%	99.97%	99.97%
							91.72%	97.94%	98.61%	99.28%	99.56%	99.80%	99.92%	99.97%	99.97%
RE2008								96.83%	97.93%	99.02%	99.33%	99.68%	99.83%	99.91%	99.91%
								93.31%	97.08%	98.78%	99.28%	99.61%	99.82%	99.87%	99.91%
RE2009									96.33%	98.35%	99.17%	99.58%	99.75%	99.86%	99.91%
									92.34%	97.61%	98.91%	99.40%	99.75%	99.79%	99.91%
RE2010										96.53%	98.38%	99.18%	99.64%	99.77%	99.90%
										93.09%	97.71%	98.83%	99.54%	99.69%	99.85%
RE2011											96.38%	98.21%	99.26%	99.55%	99.72%
											93.69%	97.04%	98.61%	99.22%	99.71%
RE2012												96.05%	98.23%	99.09%	99.67%
												92.73%	97.33%	98.67%	99.15%
RE2013													96.25%	98.40%	99.29%
													93.19%	97.83%	99.17%
RE2014														96.10%	98.68%
														91.76%	98.20%
RE2015															97.25%
															94.18%
PP2007							96.96%	97.71%	98.09%	98.47%	98.79%	98.91%	99.82%	99.87%	99.89%
PP2008								96.15%	97.22%	97.88%	98.39%	98.64%	98.71%	99.86%	99.91%
PP2009									96.42%	98.18%	98.88%	99.05%	99.16%	99.28%	99.98%
PP2010										96.05%	98.47%	98.77%	98.94%	99.13%	99.20%
PP2011											97.53%	98.68%	98.96%	99.14%	99.18%
PP2012												97.25%	98.51%	98.92%	99.08%
PP2013													96.66%	98.69%	98.98%
PP2014														97.35%	98.71%
PP2015															97.56%

11/09/2016

CITY OF FRANKLIN

In conformity with Section 58.1-3924 of the Code of Virginia and authorized by the governing body of CITY OF FRANKLIN, the following is a list of nonpayment taxes which are delinquent. LOCAL LEVIES DO NOT INCLUDE PENALTY AND INTEREST.

Treasurer's Office

TYPE	YEARS	NAME		AMOUNT DUE	STATUS
----	----	----		-----	-----
RE	2014-2014	OLDS HENRY	037 212 44	192.00	
RE	2014-2014	MCCLENNY OSCAR R JR	MCCLENNY MILDRED G	055 176 3	1,343.77
RE	2014-2014	YOUNG MAURICE	072 103 47	2,531.52	
RE	2014-2014	SMITH MICHAEL L	072 128 3	1,116.48	
RE	2014-2014	MARSTON SEAN MICHAEL	073 103 103	906.21	
RE	2013-2014	WEINBERG PROPERTIES L L C	087 004 3	2,535.12	
RE	2014-2014	SMITH MICHAEL L	087 004 34	1,000.32	
RE	2012-2014	WOODWARD ROBERT J	WOODWARD MELINDA H	088 024 C 9	3,717.67
RE	2013-2014	WEINBERG PROPERTIES L L C	088 026 4	656.63	
RE	2014-2014	HATCH & HATCH INC	090 039 78A,79	126.83	
RE	2013-2014	BIRD LAURA S	090 045 5	178.17	
RE	2014-2014	SMITH MICHAEL	090 04811 2A	1,701.12	
RE	2014-2014	WILLIS STEPHEN D	WILLIS CAROLYN YVONNE	103 208 7,B	21.84
RE	2014-2014	CANNON WILLIE JR ET ALS	106 048 2 2A,3	167.41	
RE	2014-2014	SMITH ANTHONY	106 048 3 2A	61.77	
RE	2013-2014	HAGEN DEBORAH W	106 048 8 73	926.41	
RE	2014-2014	JD L C	106 048 9 36	410.18	
RE	2014-2014	WALLACE LAURENCE G	106 04813 14	436.92	
RE	2011-2013	JONES JOHN LOUIS ET ALS	106 04814 59	247.11	
RE	2013-2014	HANDSHAW SAMUEL M 1/2 INT & J G	106 049 10	1,079.87	
RE	2013-2014	SCOTT TERRY D	SCOTT TERRY W	106 052 1,2	1,274.39
RE	2014-2014	JONES GAIL SPRUILL	106 177 14	472.32	
RE	2014-2014	WEINBERT PROPERTIES L L C	107 04824 4,6	664.32	
RE	2014-2014	SMITH MICHAEL L	107 05515 3	1,326.00	
RE	2008-2014	FRANKLIN EQUIPMENT CO INC	107 05517 15,15B	6,158.88	Y
RE	2008-2014	FRANKLIN EQUIPMENT CO INC	107 05518 22A,23	16,243.20	Y
RE	2008-2014	FRANKLIN EQUIPMENT CO INC	107 056 A,B	175.20	Y
RE	2010-2014	RABIL FRED	107 072 1 2	11,574.08	
RE	2004-2014	UNKNOWN OWNER	107 072 1 5A	218.22	Y
RE	2014-2014	JOHNSON-ASHBURN RAYSTINE DESHON	107 07221 14J,14	178.00	
RE	2014-2014	R J'S AUTOBODY L L C	120 057 B1	2,286.72	
RE	2014-2014	LONG CHARLIE	121 059 145	331.93	
RE	2014-2014	LANE WILLIAM & JACQUELINE	121 059 166,167	96.23	
RE	2012-2014	STOKES VITA LEE	STOKES VIOLA P	122 059 L 116A	1,782.24
RE	2001-2014	SMITH LUCILLE EST	C/O ORRATHER BROWN	122 059 M 109	1,166.32
RE	2011-2014	FULLER PROPERTIES L L C	122 063 A 84B	6,628.80	Y
RE	2014-2014	HACKETT MONTY C	HACKETT JEAN C	122 065 1 8C	802.44
RE	2014-2014	WALDEN THEODORE ET ALS	122 066 4	245.76	
RE	2014-2014	RICKS EBONE R	RICKS EBONE R	122 068 2 18A	424.16
RE	2012-2014	BARNES EVANGELISH & GRACIE	C/O BARBARA MELTON	122 0681A 3	406.32
RE	2014-2014	WHITEHURST JAMAAL BRIAN	122 112 19	226.67	
RE	2014-2014	LETTLEY THEA B & DELOATCH BARBARA	122 112 41	322.40	
RE	2014-2014	599 INVESTMENTS L L C	C/O KIDWELL & KENT ATTORN	122 18332 7C	10.27
RE	2013-2014	MITCHELL LORRAINE S	122 18332 9A	762.37	
RE	2014-2014	VIRTUE MICHELE	123 04825 8	473.28	
RE	2010-2014	HACKETT MONTY C	HACKETT JEAN C	123 069 5 42	1,699.35

11/09/2016

CITY OF FRANKLIN

TYPE	YEARS	NAME		AMOUNT DUE	STATUS
----	----	----		-----	-----
RE	2013-2014	CARPENTER AMBER R & RAINONE KRystal	123 071 H 3,4	679.54	
RE	2013-2014	WAGENBACH JAMES M	123 072 7 53A	233.90	
RE	2012-2014	WAGENBACH DEAN F	123 072 7 54,55	2,717.66	
RE	2011-2014	HART TYRONE	123 072 8 28	511.20	
RE	2014-2014	BLOW ALVIN J	123 072 8 29,30	3,422.77	
RE	2014-2014	CANNON WILLIE JR ET ALS	123 072 9 1	341.28	
RE	2013-2014	CANNON WILLIE JR SR, BERNICE	123 072 9 2A,3	831.56	Y
RE	2012-2014	WEINBERG PROPERTIES L L C	123 07210 45	2,823.47	
RE	2014-2014	JOHNSON-ASHBURN RAYSTINE DESHON	123 07223 3A	94.20	
RE	2013-2014	FRANKLIN REALTY VENTURES L L C	123 077 D 3	1,756.92	
RE	2014-2014	FULLER PROPERTIES L L C	123 077 O 1	966.72	
RE	2012-2014	AVERY SMOTHERS ELLA LIFE TENANT	123 187 1	3,213.39	
RE	2011-2014	KLASSIC DEVELOPMENT L L C	135 169 K	11,193.63	Y
RE	2011-2014	BENEFICIAL FINANCIAL I INC	136 097 37,38	423.60	Y
RE	2014-2014	JOHNSON-ASHBURN RAYSTINE DESHON	137 059 5,6,1	42.76	
RE	2014-2014	PORTER MAZINA ET AL	137 059 39,40	1,149.12	
RE	2013-2014	GRANT HAZEL H & JANICE MAE	137 059 51	1,885.92	
RE	2013-2014	GRANT HAZEL H & JANICE MAE	137 059 52	167.28	
RE	2014-2014	SMITH MICHAEL L	137 059 64	321.66	
RE	2013-2014	PORTER RUTH B	137 059 106	686.84	
RE	2014-2014	GOODWYN JANICE M	137 059 112	509.76	
RE	2014-2014	HUNT TONI ANNETTE POWELL	137 059 130	96.25	
RE	2012-2014	CROSS GLENDA ET ALS	137 059 133	1,767.53	
RE	2014-2014	WILLIS STEPHEN D	137 059 136	8.55	
RE	2013-2014	BRADSBY DARRELL ET ALS	137 059 154	669.95	Y
RE	2011-2014	BANKS CARY R	137 059 161	465.03	Y
RE	2013-2014	HANDSHAW HELEN RAY	137 080 1 23,24	204.78	
RE	2014-2014	HINES SOPHIA JANE	137 080 2 12,13	436.80	
RE	2014-2014	CROSS CHARLIE	137 080 2 14,15	355.20	
RE	2013-2014	HACKETT JEAN C EXECUTOR ETAL	137 080 2 22,23,1	1,684.78	
RE	2012-2014	WALDEN REAL ESTATE VENTURES L L C	137 080 2 47,48	1,385.79	
RE	2014-2014	HENDRICKS DEVONA U	137 080 3 18,19	447.16	
RE	2006-2014	T & F HOLDINGS LAND TRUST	137 080 5 37,38,1	1,025.66	Y
RE	2008-2014	T & C PROPERTIES GROUP	137 080 5 39,40	596.00	Y
RE	2009-2014	COOPER JOHN & ESSIE	137 080 7 37,38	2,619.42	
RE	2003-2003	F R CAMP LAND CO	137 081 1	438.75	
RE	2011-2011	DEUTSCHE BANK NATIONAL TRUST	137 096 A 1	22.48	
RE	2014-2014	DOTSON THELMA LAVERNE RIDDICK ET AL	137 096 A 3,4	478.12	
RE	2014-2014	BARRETT MASCO & VELMA L	137 096 A 18	175.91	
RE	2014-2014	POLLARD THELMA E ET AL	137 096 B 8	479.04	
RE	2014-2014	COPELAND TRACEY	137 098 7	485.59	
RE	2014-2014	TANNER BARBARA O	137 099 1	268.27	
RE	2014-2014	REID BARBARA B EXECUTOR	138 059 C 44	119.45	
RE	2014-2014	BRITT HENRY CLAY EST & RONNIE	138 059 C 51	125.83	
RE	2014-2014	CANNON WILLIE JR ET ALS	138 059 E 7	271.20	
RE	2014-2014	JOHNSON-ASHBURN RAYSTINE DESHON	138 059 H 16,17	86.57	
RE	2014-2014	JOHNSON-ASHBURN RAYSTINE DESHON	138 059 I 18	16.75	
RE	2012-2014	MURPHY ROY	138 059 I 20	1,590.60	
RE	2013-2014	MILLS IDA J	138 067 3 20	922.50	
RE	2014-2014	CARTER CHERYL	138 068 2 26A	65.28	
RE	2010-2014	JD L C	138 087 A 7	1,471.96	
RE	2014-2014	WILLIAMS JOHN R	138 087 E 2	241.92	
RE	2013-2014	FRANKLIN REALTY VENTURES L L C	138 087 E 3	1,593.12	

11/09/2016

CITY OF FRANKLIN

TYPE	YEARS	NAME			AMOUNT DUE	STATUS
----	----	-----			-----	-----
RE	2010-2014	BAKER CURTIS R ET ALS	C/O NAZARETH HOLMAN	138 090 12	745.99	Y
RE	2014-2014	JOHNSON-ASHBURN RAYSTINE DESHON		138 090 15	12.73	
RE	2014-2014	JOHNSON-ASHBURN RAYSTINE DESHON		138 090 17	4.33	
RE	2005-2014	TURNER VIRGIE ET ALS	C/O REGINA TURNER	138 090 38A	1,565.54	Y
RE	2014-2014	SMITH MICHAEL L		139 077 M 37	281.11	
RE	2014-2014	SAUNDERS LINWOOD	SAUNDERS JOHN PAUL	139 077 N 31	300.93	
RE	2014-2014	WARREN SONIA		139 077 N 104A	339.84	
RE	2012-2014	FRANKLIN EXPRESS MART LLC		139 077 P 12,12A	3,293.74	Y
RE	2013-2014	MASSENBURG JOANNE K		139 077 P 20	711.12	
RE	2013-2014	FRANKLIN REALTY VENTURES L L C		139 077 Q 28	896.40	
RE	2014-2014	WARREN ALVIN		139 091 54A,55	321.61	
RE	2014-2014	PAXTON CONSTRUCTION CORP		139 091 77,78	201.60	
RE	2014-2014	PAXTON CONSTRUCTION CORP		139 091 79,80	218.88	
RE	2014-2014	SMITH MICHAEL L		139 093 27,27A	630.72	
RE	2013-2013	JANSON JOHN M		153 213 3	565.20	
RE	2014-2014	RUFFIN DAPHNE Y ET AL		154 098 15	649.74	
RE	2012-2014	MATTHEWS LAVAR D		154 098 16	1,939.19	
RE	2006-2014	ELEY FAYE B		154 184 15	9,138.17	
RE	2012-2014	EVANS WILLIAM H & PECK ARLEATHIA		155 100 4	1,706.78	Y
RE	2010-2011	RIDDICK WINFRED SR ETALS		155 100 12	678.89	YS
		FINAL TOTALS...			154,099.15	

Personal Property

11/09/2016

CITY OF FRANKLIN

In conformity with Section 58.1-3924 of the Code of Virginia and authorized by the governing body of CITY OF FRANKLIN, the following is a list of Taxes which is delinquent for the nonpayment taxes. LOCAL LEVIES DO NOT INCLUDE PENALTY AND INTEREST.

Treasurer's Office

TYPE	YEARS	NAME	AMOUNT DUE
----	----	-----	-----
PP	2013-2013	A PLUS RESULTS COMMUNICATION INC	56.25
PP	2010-2014	ABBAS MOUSTAFA M C/O AMR ABBAS	115.00
PP	2014-2014	ABBOTT RACHEL ELISABETH	8.27
PP	2012-2012	ACEVEDO MANDY SHAI	15.98
PP	2010-2010	ADAMS MICHAEL CHRISTOPHER	34.75
PP	2013-2014	AGATE JASON MATTHEW	1,088.36
PP	2013-2014	AGATE WINNETTE MARIE KELLER MARINA SUNGGAY	1,591.42
PP	2011-2011	AKRIDGE BRIAN GREGORY AKRIDGE MARILYN ELAINE	16.54
PP	2011-2014	AKRIDGE MARILYN ELAINE	206.10
PP	2011-2011	ALLEN KIMBERLY	4.24
PP	2014-2014	ALTMAN VICTORIA MARIE	7.39
PP	2013-2013	ANDERSON JENNIFER LEE	284.89
PP	2012-2014	ANDERSON JESSICA ANN	187.91
PP	2011-2012	ANDERSON SHARON LEE	47.79
PP	2010-2014	ARKLAN JENNIFER ANN	1,147.43
PP	2010-2014	ARREY-MBI AGNES E	331.16
PP	2011-2011	ARTIS AMY LATORIA	2.36
PP	2010-2012	ARTIS CHARLOTTE	76.90
PP	2011-2012	ARTIS CORA MAE	46.00
PP	2014-2014	ARTIS EARL PURNELL	184.90
PP	2011-2012	ARTIS GLORIA JEAN	69.00
PP	2012-2014	ARTIS JOIE OBRIAN	69.00
PP	2010-2014	ARTIS STACY	248.78
PP	2012-2014	ASHBURN SHAMEYRA RONNICE	155.24
PP	2010-2011	ASHBURN SHARON DENISE	84.08
PP	2013-2014	ASHBURN TYLORIA KAY	180.99
PP	2014-2014	ASHLAND INC	1,000.78
PP	2013-2014	ASKEW DEMETRIES RAHIEM ASKEW ANGELA J	11.76
PP	2010-2014	ATLANTIC DEMOLITION INC	100.20
PP	2012-2014	AUSTIN SHELIA DIANE	129.20
PP	2010-2011	B & L MANAGEMENT INC	333.84
PP	2013-2014	BABB SELESTER LEE	82.08
PP	2014-2014	BABIN WILLIAM BENEDICT JR	166.32
PP	2010-2011	BABONIS SHAWN MICHAEL	217.19
PP	2010-2011	BAIR MEGAN NICOLE	199.14
PP	2010-2012	BAKER TABATHA LAVONNE	44.58
PP	2010-2011	BANKS KHAEDRA TENISH	33.14
PP	2013-2014	BANKS PARRISH SENTELLE	257.30
PP	2010-2014	BANKS RAIMON	574.92
PP	2010-2014	BANKS SUZETTE LEWIS	237.64
PP	2013-2013	BANKS THERESA ANN	2.10
PP	2011-2014	BARNES DAMON MILTON	507.42
PP	2014-2014	BARNES JOHN W	1.26
PP	2014-2014	BARNES QUANEISHA SHANTEL	13.78
PP	2012-2013	BARRETT-RICKS LUCY VANESSA	68.96
PP	2012-2012	BAUGH DANIELLE RENEE'MARIE RICHMOND JOSEPH A	3.78

11/09/2016

CITY OF FRANKLIN

TYPE	YEARS	NAME	AMOUNT DUE
----	----	----	-----
PP	2012-2014	BAZEMORE KWAMAINA RASHAD	75.26
PP	2012-2014	BEACHAM VERNON S JR	27.83
PP	2011-2013	BEALE DAMIEN JAMEL	53.82
PP	2011-2011	BEALE JEFFERY DEAN	92.41
PP	2013-2013	BENN LARRY ALEXANDER	2.96
PP	2012-2012	BENSON CHRISTY LATRICE	39.46
PP	2012-2012	BENSON DIANA LORRAINE	41.58
PP	2011-2011	BETHEA KAREN BETH	27.69
PP	2013-2013	BILLY PHILLIPS LTD	81.55
PP	2013-2013	BLACKWATER OUTFITTERS LLC	89.83
PP	2010-2010	BLAKE KERI-ANN MARCELLA	24.78
PP	2014-2014	BLANKENSHIP DIANE JOHNSON	42.53
PP	2012-2014	BLANKENSHIP MICHAEL LYNN	256.05
PP	2014-2014	BLIGEN-HALLBROOKS LORENE SAMIRA	61.71
PP	2011-2011	BLOCKBUSTER VIDEO 51075	959.94
PP	2013-2013	BLOW QUINTON TERELL	38.21
PP	2010-2013	BLUE WILLIAM HENRY	205.86
PP	2014-2014	BLYTHE ANGELA GREEN	24.38
PP	2012-2012	BNB INC	469.17
PP	2014-2014	BODDIE TIFFANY RENEE	23.00
PP	2010-2012	BOGUS FRANKLIN PETER	16.82
PP	2013-2014	BOONE BOBBY RAY	290.44
PP	2012-2014	BOONE CAROLYN HOLLEY	373.11
PP	2010-2012	BOONE CRESSIE ANN	73.50
PP	2013-2014	BOONE DARYL REGIS	58.98
PP	2014-2014	BOONE DERRICK ASRIAH	224.21
PP	2010-2010	BOONE DONNA WILLIAMS	61.08
PP	2013-2014	BOONE DONNIE RAY	112.66
PP	2011-2014	BOONE HATTIE MYRICK	99.35
PP	2013-2014	BOONE IESHIA LASTARR	153.33
PP	2012-2014	BOONE JENNIFER RENEE	162.84
PP	2012-2014	BOONE KRISSIE DENICE	129.50
PP	2014-2014	BOONE LACURT DEON	21.69
PP	2012-2013	BOONE MERRIE BINNS	28.43
PP	2011-2012	BOONE MICHAEL ANTHONY JR	54.13
PP	2010-2010	BOONE REUBEN MILTON	30.47
PP	2014-2014	BOONE ROBERT	94.82
PP	2014-2014	BOONE SHAMIERE BERNARD	33.67
PP	2014-2014	BOONE TASHAWN KENYETTA	3.62
PP	2010-2014	BOWE ALPHONZO FRANKLIN	42.50
PP	2010-2012	BOYD ROBERT WAYNE	73.50
PP	2010-2010	BOYKINS WILLIE LEE	23.00
PP	2014-2014	BRADSHAW ALESHA	29.50
PP	2014-2014	BRADSHAW STELLA	173.17
PP	2010-2012	BRADSHAW WALTER L III	160.93
PP	2013-2013	BRANCH BELINDA WOODLEY	101.32
PP	2014-2014	BRANCH LEANN	23.00
PP	2010-2012	BRITT DERRYL	77.06
PP	2014-2014	BROUCKAERT RYAN DAVID	34.10
PP	2011-2011	BROWN ASHLY NICOLE	2.05
PP	2011-2011	BROWN BELINDA & HENDRICK MARY	26.93
PP	2010-2010	BROWN EDWARD GERARD	13.45
PP	2012-2013	BROWN EDWARD GERARD JR	50.41

BENSON DIANA LORRAINE

C/O THOMSON TAX & ACCOUNT

CURVES

BODDIE JAMES BURNELL

T/A SHEAR FAITH

11/09/2016

CITY OF FRANKLIN

TYPE	YEARS	NAME	AMOUNT DUE
----	----	----	-----
PP	2013-2013	BROWN ELBERT WILLIAM	96.05
PP	2010-2014	BROWN JOSEPH MCCOY	758.04
PP	2010-2012	BRYANT NATASHA ARTIS	69.00
PP	2014-2014	BRYANT WILLIAM HERMAN	1.67
PP	2010-2010	BULLOCK RANDY EUGENE	16.51
PP	2014-2014	BUMPUS BRIAN SCOTT	56.47
PP	2012-2013	BURBANK EDWARD HENRY	61.28
PP	2010-2010	BURROW DEMARIO CORTEZ	23.00
PP	2010-2014	BYNUM EDWARD BRADLEY	72.04
PP	2010-2011	BYNUM HEZEKIAH MICHAEL	67.98
PP	2014-2014	BYNUM KATISHA SHANICE	8.07
PP	2010-2014	BYNUM LARRY SLYVESTER	355.85
PP	2013-2013	BYRUM JAMES T JR	26.07
PP	2013-2014	BYRUM TREE SERVICE	114.70
PP	2010-2010	C & R GAMES INC	733.75
PP	2010-2011	CANDIE RICHMOND SR	57.67
PP	2013-2014	CANTU MIGUEL A	607.06
PP	2010-2014	CARINO ALEXANDER RUBEN	301.95
PP	2010-2011	CARLEY ALBERT ALLEN	195.06
PP	2012-2013	CAROLINA CLEANERS	9.00
PP	2014-2014	CARR CAFFEE EVANGLINE E	83.79
PP	2014-2014	CARR CALEB ROBERT	42.20
PP	2014-2014	CARR CASSANDRA M	297.31
PP	2014-2014	CARR LEDELL ADRICE	253.23
PP	2012-2013	CARRINGTON THERESS HELEANE	305.09
PP	2012-2012	CARROLL JOSHUA A	18.56
PP	2011-2012	CARRUTH ARICA MONIQUE	207.96
PP	2011-2011	CARTHAN ASIA LEE	15.61
PP	2013-2014	CASEY RIA VANESSA	638.04
PP	2011-2011	CASH EXPRESS OF VIRGINIA INC	55.00
PP	2014-2014	CHAVIS ROSE MARIA	78.49
PP	2013-2013	CLINE GAGE WILLIAM	23.00
PP	2013-2014	COLLINS MARSHA LEE ALLEN	63.00
PP	2014-2014	COLLINS MISTY	34.65
PP	2014-2014	COLLINS MISTY MARJENE	45.45
PP	2014-2014	COOGAN ERIC JASON	93.24
PP	2012-2012	COOK RICHARD BRIAN	101.59
PP	2011-2012	COOK SOMMER LEE	339.05
PP	2010-2012	COOPER KENNETH GERALD	119.92
PP	2013-2014	COOPER LARSHAREE DEREZ	112.80
PP	2010-2010	COPELAND TERRICITA	5.45
PP	2012-2012	COSTLEY TOSHONDA PADETRA	6.41
PP	2010-2011	COTTON DONNIE HUGH	229.52
PP	2010-2010	COTTY CHRISTOPHER ISAAC	18.72
PP	2010-2010	COTTY STACY MCCONNELL	61.13
PP	2014-2014	COX DIKEYA LASHAWN	23.00
PP	2011-2014	CRAMER SONJA TURNLEY ESTATE	353.64
PP	2012-2012	CROSS JOSEPH RUSSELL	55.69
PP	2012-2012	CROSS LILLIAN M	77.02
PP	2013-2014	CROSS SHELLEY KAY	38.67
PP	2014-2014	CROSS TERRENCE JAMAR	108.84
PP	2010-2011	CUTLER JANET MARIE	102.10
PP	2012-2014	D & B CLEANING SOLUTIONS	94.87

11/09/2016

CITY OF FRANKLIN

TYPE	YEARS	NAME	AMOUNT DUE
----	----	----	-----
PP	2010-2011	D & S LEE INC	702.28
PP	2010-2011	D&R ENTERPRISES INC	36.50
PP	2013-2013	DANNY & LIZ CREATIONS & FASHIONS	11.52
PP	2014-2014	DANSEY GLYNN HARRELL ESTATE	61.30
PP	2010-2014	DARDEN DOROTHY FREEMAN	235.63
PP	2014-2014	DARDEN KESLER JUNIOR	44.51
PP	2014-2014	DARDEN TAMMY LOUISE	23.00
PP	2014-2014	DARDEN VALERIE DENISE	81.59
PP	2013-2013	DARDEN WILSON EUGENE	41.73
PP	2010-2014	DAUGHTREY WANDA DANEKE	95.45
PP	2013-2014	DAVILA MARTHA F ESTATE	385.54
PP	2010-2011	DAVILA SYBIL MIRANDA	46.00
PP	2010-2010	DAVIS ALEXANDRA MICHELLE	21.79
PP	2011-2011	DAVIS BROOK BENTON	17.97
PP	2012-2012	DAVIS JEANETTE MARIA	15.59
PP	2011-2014	DAVIS LYNN ROYCE III	1,278.45
PP	2012-2013	DAVIS WILLIE LOVELTON	81.31
PP	2011-2011	DAWSON RITA YVONNE	6.09
PP	2014-2014	DELOATCH CLARENCE EALTON	53.36
PP	2011-2014	DELOATCH JAMES THOMAS	352.18
PP	2010-2014	DENAM JAMES WILLIS	340.57
PP	2012-2014	DENNY KEVIN OCHAND	292.32
PP	2012-2013	DENSON CRYSTAL PATRICE	28.77
PP	2012-2012	DENSON ERIKA MICHELLE	24.83
PP	2012-2013	DENSON WELDON ROBERT III	17.32
PP	2010-2010	DEROCHE ROBIN	260.61
PP	2013-2014	DICKENS FLOYD MAURICE	663.88
PP	2010-2010	DICKENS LATASHA VERONICA	64.52
PP	2014-2014	DIXON ADONIS SHALON	23.00
PP	2014-2014	DJ4ADAY	56.25
PP	2013-2014	DOBSON DORREEN KEM	45.30
PP	2013-2014	DORSEY-ADOGA APRIL BROOKE	159.73
PP	2011-2012	DOTSON THELMA LAVERNE	270.71
PP	2011-2014	DOUGLAS JAMAR MONTREL	115.00
PP	2011-2011	DRAKE EMMITT EDWARD JR	170.32
PP	2010-2011	DREWRY JASON BLYTH	11.62
PP	2014-2014	DUCK CHARLES ROBERT	23.00
PP	2010-2013	DUNCAN JEFFREY LEE	389.00
PP	2010-2010	DUNN CECILIA PERRY	46.00
PP	2012-2012	DYSON LORENZO ALISTAIR	82.62
PP	2012-2014	EAGAN DAMIAN A	119.37
PP	2012-2014	EARQUHART MELISSA DIANE	167.45
PP	2010-2010	EASON SIDNEY DONALD ESTATE	16.45
PP	2010-2010	EASON SUSIE LEE	16.25
PP	2010-2014	EDWARDS GENNIS LEE JR	238.28
PP	2011-2014	EDWARDS RICKY DESHAUN	139.80
PP	2010-2012	EDWARDS TICCOYA MULLEN	107.62
PP	2010-2013	EDWARDSON PRESTON PATRICK	217.66
PP	2014-2014	EFS CREDIT TRUST	1,005.00
PP	2014-2014	ELAM JAYANTI JARON	9.27
PP	2011-2011	ELAM SPENCER ANTOINE JR	69.31
PP	2014-2014	ELDER TERRY ANTHONY	8.00
PP	2013-2013	ELMORE KATHERINE ANN	218.79

11/09/2016

CITY OF FRANKLIN

TYPE	YEARS	NAME	AMOUNT DUE
----	----	----	-----
PP	2012-2013	ELSAIED MAGED M	79.56
PP	2010-2010	EMERSON CHRISTOPHER JAMES	17.68
PP	2013-2014	EMIZINE ABBOTT JR	16.50
PP	2011-2012	ENSLING PETER MORGAN	47.68
PP	2010-2010	ERICSON KURT ANTHONY	27.50
PP	2010-2010	EVANS ALEXANDER JEREMIAH	32.00
PP	2011-2012	EVANS ALFRED BENTON	42.74
PP	2014-2014	EVANS BRANDON MARQUI	30.90
PP	2014-2014	EVANS JANET MARIE	23.00
PP	2013-2014	EVANS JULIS TYRONE	143.12
PP	2014-2014	EVANS KENNETH LIONEL	23.00
PP	2014-2014	EVANS TREVORIS MONT'E	23.00
PP	2014-2014	EVANS YVONNE	32.13
PP	2014-2014	EVANS YVONNE ESTATE	110.72
PP	2010-2013	FELTON RAYMOND DARNELL SR	311.36
PP	2010-2011	PENNER WILLIAM CARL	50.50
PP	2013-2013	FENTRESS ALI KAY	18.10
PP	2012-2014	FIELDS KEITH JEREMIAH	69.00
PP	2012-2012	FIRM FOUNDATION ORTHOTICS	6.48
PP	2013-2013	FISCHER FINANCIAL RECOVERY	26.91
PP	2010-2014	FLOOD APREAL RODONA	192.18
PP	2010-2010	FLOOD RANDELLE ALDAN O'KIETH	4.83
PP	2014-2014	FLYTHE COURTNEY DANYELLE	33.86
PP	2008-2008	FLYTHE MELVIN	60.33
PP	2010-2011	FORBES CANDICE ASHANTE' AYANA	75.98
PP	2010-2011	FORBES REBECCA MARIE	78.40
PP	2010-2014	FORD ADONIS LETROY	1,552.65
PP	2014-2014	FORD MONICA CONTRICE	47.26
PP	2011-2012	FOREMAN ROBERT MORRIS	273.67
PP	2013-2013	FOREMAN TAMMARA SHAMAIN	70.68
PP	2010-2014	FOSTER CHESTER WALLACE	199.06
PP	2014-2014	FRAILLES-LOPEZ JOSE MIGUEL	28.00
PP	2013-2014	FRANKLIN JOYCE VIOLA	104.37
PP	2012-2014	FRANKLIN RENTAL CENTER INC	420.18
PP	2014-2014	FRED'S RESTAURANT INC	527.39
PP	2012-2014	FULLER CAROL ANN	518.47
PP	2011-2014	FULLER WILLIE JR	639.34
PP	2013-2013	GAIA LEASING LLC	105.81
PP	2014-2014	GAINNEY MARY JONES	46.72
PP	2014-2014	GALLOP RAY CECELEPHUS	18.49
PP	2013-2014	GARCIA CAITLYN CHRISTINE	120.99
PP	2010-2010	GARRIS TABATHA FALCONETTO	11.19
PP	2010-2010	GARVIN EBONY SHAQWAN	27.50
PP	2014-2014	GATLING-SHAW RANITA RYSHAD	28.95
PP	2013-2014	GAY MICHAEL NATHANIEL	134.21
PP	2011-2011	GAY ROBIN RODGESTER	19.06
PP	2013-2014	GAY YVONNE ARLENE	33.25
PP	2014-2014	GILLILAND BRIANA NICHOLE	23.00
PP	2010-2014	GILMER STEVEN BOYCE	321.65
PP	2013-2014	GLASCO JOSHUA TODD	96.91
PP	2010-2010	GLENN LAVONDA MICHELLE	25.38
PP	2014-2014	GLOBAL ESTATES INVESTORS LLC	113.00
PP	2010-2010	GOFORTH CHRISTINA J	24.19

11/09/2016

CITY OF FRANKLIN

TYPE	YEARS	NAME	AMOUNT DUE
----	----	----	-----
PP	2011-2012	GOFORTH JOHN RANDAL	59.57
PP	2012-2012	GOFORTH ROBIN L	25.52
PP	2014-2014	GOLDSBERRY AMY BRADSHAW	27.53
PP	2014-2014	GONZALEZ-STEWART ANA MARIA	23.00
PP	2011-2014	GOODE EARL BILL	92.00
PP	2011-2014	GOODMAN KENNETH	190.44
PP	2013-2013	GOODWYN IDA MAY	268.90
PP	2012-2014	GOODWYN RANDOLPH	91.91
PP	2010-2014	GRAHAM APRIL CAMPBELL	260.21
PP	2013-2013	GRANT TRACY	225.00
PP	2008-2012	GRANT WESLEY MCCOY II	641.02
PP	2011-2013	GREULING ROBERT T II	19.75
PP	2012-2012	GUZMAN MIESHA SHANAE	21.34
PP	2014-2014	HADD ENTERPRISES LLC	22.19
PP	2010-2010	HAGENBUCH COREY JAMES	23.00
PP	2011-2012	HALEY SAMANTHA AMBER	15.75
PP	2012-2012	HALL MARGIE DAVIS	23.00
PP	2010-2010	HAMILTON DENNIS	20.97
PP	2012-2013	HAMLETT NAOMI CHARTICE	254.20
PP	2010-2010	HAMLIN ANTHONY LEROY	56.26
PP	2010-2012	HAMMER HEAD TRUCKING LLC	401.25
PP	2010-2014	HAMRICK ASHLEY NICOLE	889.20
PP	2014-2014	HANSFORD N-NAJEE KHALREQ	113.87
PP	2011-2012	HARMON THOMAS DANIEL	90.41
PP	2012-2012	HARRELL CLARENCE ALBERT	56.06
PP	2012-2012	HARRELL JASON RUSSELL	13.85
PP	2011-2011	HARRELL VIRGINIA PRETLOW	44.68
PP	2013-2013	HARRINGTON TONY MARUCE	5.56
PP	2013-2013	HARRIS BRYANT LENARD	118.56
PP	2013-2014	HARRIS DOMINIQUE JAHMIL	136.83
PP	2014-2014	HARRIS EURKIA ISICIA	24.01
PP	2012-2014	HARRIS MELVIN M	168.75
PP	2011-2014	HARRIS RYAN WILLIAM	675.78
PP	2011-2012	HARRIS TYRONE LOVELL	40.82
PP	2010-2010	HARRISON GAIL GREEN	91.17
PP	2013-2013	HARSHALL BRYAN ROBERT	78.59
PP	2011-2012	HART JOYCE MARIE	194.67
PP	2011-2012	HART NICHOLAS ROBERT	184.93
PP	2010-2013	HASHMAN JONATHAN CLAYTON	173.61
PP	2012-2013	HASKINS JASON MARCUS	45.90
PP	2010-2010	HATCH JAMES PERNELL	96.50
PP	2010-2012	HAWKINS CHARLES LEE	22.38
PP	2014-2014	HAWKS JAMES LEE	36.08
PP	2010-2010	HAWTHORNE KENNETH ERWIN	18.11
PP	2010-2014	HAYES LARRY LEE	395.19
PP	2010-2014	HENRICKSON DAWN F	451.40
PP	2011-2012	HERNANDEZ HERNANDEZ PALERMO	72.26
PP	2012-2012	HERRINE CLAUDIA JENICE	13.00
PP	2013-2013	HILL KEISHA SHERELL	9.62
PP	2008-2008	HILL MICHAEL RYDELL	15.77
PP	2010-2010	HILL WILLIAM DENNIS JR	27.50
PP	2013-2014	HILL WILMA DANYELL	61.72
PP	2013-2014	HILLIARD RUDOLPH II	101.60

11/09/2016

CITY OF FRANKLIN

TYPE	YEARS	NAME	AMOUNT DUE
----	----	----	-----
PP	2011-2014	HOBBS WELDON TYRONE	132.21
PP	2010-2012	HODGE NOVA DORRINE	150.20
PP	2011-2011	HOFFLER ALETHA MARIE	11.30
PP	2010-2010	HOLDEN CITRONA LA'SHAY	27.50
PP	2014-2014	HOLLAND CONSTANCE ANISSA	273.42
PP	2011-2011	HOLLAND JANICE WRIGHT	122.50
PP	2012-2014	HOLLAND RENESHA MYLET	128.47
PP	2011-2014	HOLLOWAY ALVERCE MCKINLEY III	317.16
PP	2010-2014	HOLLOWAY CURTIS LEE	149.00
PP	2010-2013	HOLLOWAY KIMBERLY L	176.62
PP	2013-2014	HOPPER MICHAEL DOUGLAS	100.69
PP	2014-2014	HOUSE ANDRE GARCIA	198.57
PP	2010-2014	HUDSON WILMAR CLEO	333.24
PP	2012-2014	HUNTER SHACHIA DALPHONE SAMYRA	232.72
PP	2013-2013	HUYNH DOSON	90.06
PP	2012-2013	INABINET NICOLE M	213.74
PP	2012-2012	JACKSON SHEILA MARIE	7.49
PP	2012-2012	JACKSON ZACHARY SCOTT	11.75
PP	2012-2014	JANNY KENNETH PALMER	115.00
PP	2013-2014	JARRATT MICHAEL LEE	204.11
PP	2011-2011	JARRETT ALONZA BLAND JR	23.00
PP	2013-2013	JEFFRES SELENA MURPHY	51.30
PP	2013-2014	JENKINS CATHERIN LOUISE	55.67
PP	2014-2014	JENKINS KIMBERLY LYNETTE	8.36
PP	2013-2014	JENKINS LOIS	285.89
PP	2011-2011	JENKINS RONALD DAMONE JR	20.61
PP	2012-2014	JENKINS ZONIA VIRGINIA	102.73
PP	2011-2012	JIMENEZ MIGUEL ANGEL	120.98
PP	2010-2010	JOHNSON AMY DENISE	27.50
PP	2010-2010	JOHNSON CLAUDE LOGAN JR	27.50
PP	2013-2013	JOHNSON GEORGE DELEWARE	62.76
PP	2010-2012	JOHNSON LINSEY BERNARD JR	88.50
PP	2010-2010	JOHNSON ROOSEVELT	27.50
PP	2014-2014	JONES CHANIKA TOWANDA	39.73
PP	2013-2014	JONES GAIL R	67.48
PP	2013-2014	JONES JAMILA AMINA	46.00
PP	2011-2014	JONES JULIANNE ELIZABETH	236.40
PP	2014-2014	JONES LAVONDA RENEE	10.15
PP	2010-2011	JONES RONALD WAYNE	50.50
PP	2013-2014	JONES WINSTON BERNARD	50.25
PP	2010-2010	JORDAN JAMAL LONNELL	32.50
PP	2010-2011	JORDAN JERRY HAWOOD ESTATE	117.64
PP	2011-2011	JORDAN JOHNNY LEE	58.80
PP	2014-2014	JORDAN LUTHER LEE	38.87
PP	2010-2010	JORDAN STANLEY LEE	57.22
PP	2010-2010	JOYNER LATVAUIA SHAMERE	39.16
PP	2012-2014	JW&K ENTERPRISES	867.38
PP	2014-2014	KEMP JENNIFER RUTH	63.63
PP	2011-2011	KESTNER COE E	31.64
PP	2014-2014	KEYS JONATHAN ANDREW	23.00
PP	2010-2014	KHAN BASIR SHADI JR	315.18
PP	2014-2014	KINDRED TAVORIS EARL	45.44
PP	2014-2014	KING WESLEY LAMONT	36.14

11/09/2016

CITY OF FRANKLIN

TYPE	YEARS	NAME	AMOUNT DUE
----	----	----	-----
PP	2010-2014	KINLEY KENNETH RAY	375.52
PP	2010-2014	KISTNER ROSEMARIE MICHELLE	1,364.18
PP	2011-2011	KITT SHARRON CIERRA	11.93
PP	2012-2013	KNIGHT ROBERT MCCOY	85.01
		KNIGHT BETTY MILTEER	
PP	2013-2014	LANE CHRISTOPHER RUSSELL	99.45
PP	2012-2013	LANE TRAVIS LAMONT	218.44
PP	2011-2014	LANKFORD CURTIS MONTRAIL	121.05
PP	2014-2014	LANKFORD MAURICE LAMONT	23.00
PP	2013-2013	LANKFORD SHIRLEY LOUISE	1.75
PP	2010-2014	LASSITER ANITA PAYE	115.00
PP	2013-2013	LASSITER FREDERICK MANDEL	67.58
		DOUGLAS STEPHANIE ANN	
PP	2012-2014	LAWRENCE ALPHONSO	169.00
PP	2010-2012	LAWRENCE ISAAC WINSTON	150.90
PP	2010-2010	LAWRENCE KATRINA SHUNTAY	6.25
PP	2010-2011	LAWRENCE LINWOOD THOMAS	88.52
PP	2011-2011	LEAF FINANCIAL CORPORATION	26.33
PP	2010-2014	LEUCHNER CHRISTINE M	297.20
PP	2010-2014	LEUCHNER ERIC WILLIAM	608.37
PP	2013-2013	LEWIS DEMETRIA ANN	272.10
PP	2011-2011	LEWIS YAMESIA CHANTE	30.65
PP	2013-2013	LITTLE HEARTS BIG MINDS	93.16
PP	2013-2014	LOFAY STEVEN MICHAEL	118.59
PP	2011-2014	LONG TERRENCE ALPHONSA	92.00
PP	2010-2014	LUDWICK JOHN ARTHUR	119.50
PP	2013-2013	LUGO-GONZALEZ KELLY MARIE	66.26
PP	2012-2012	LULA B CORPORATION	29.81
PP	2014-2014	LURK LAURA ELIZABETH	75.58
		LURK TERRY WAYNE	
PP	2013-2013	LUSTER PRENELL SR	83.12
PP	2014-2014	LYNCH HEATHER RENEE	19.88
PP	2012-2014	LYNCH JOSEPH MCDONALD JR	138.00
PP	2013-2014	MACK KATHY CARR	182.26
PP	2011-2014	MACKLIN ANTWAN JERMAINE	154.14
PP	2014-2014	MADDREY JEFFREY RONNELL JR	23.00
PP	2013-2014	MADDREY JONATHAN TROY	162.87
PP	2014-2014	MADISON TABATH RENEE	88.68
PP	2012-2014	MAJETTE BEATRICE JONES	185.68
PP	2010-2014	MAJETTE FRANKLIN DELANO	429.50
PP	2012-2014	MAJETTE SIR WALTER	152.25
PP	2010-2010	MALDONADO ETHEL MICHELLE	51.43
PP	2014-2014	MALLORY DEREK CURTIS JR	87.73
PP	2010-2010	MANLEY BARNESTINE BOONE	1.50
PP	2011-2014	MANLEY TREMAINE LAMONT	46.00
PP	2010-2014	MARSH RONALD LOREN	326.10
PP	2013-2014	MARTEL BRIAN PETER	523.43
PP	2012-2014	MARTIN WILLIAM NATHENAL	98.97
PP	2010-2013	MASON ANDREA LONDELL	464.42
PP	2014-2014	MASON ANNETTE WILLIAMS	31.62
PP	2010-2014	MASON HOWARD EARL	119.50
PP	2011-2011	MASSENBURG JOANNE KING ESTATE	1.46
PP	2011-2011	MATCHPOINT INTERNET & BUSINESS CNTR	129.38
PP	2014-2014	MATTHEWS ALIKA YEVETT	120.74
PP	2010-2010	MATTHEWS DENNIS LEWIS	35.66
PP	2010-2014	MATTHEWS DONALD	665.01

11/09/2016

CITY OF FRANKLIN

TYPE	YEARS	NAME	AMOUNT DUE
----	----	----	-----
PP	2010-2014	MAYO STEVEN PAUL	341.53
PP	2011-2012	MCCLENDON SANDRA	113.95
PP	2010-2011	MCDONALD MARK ANTHONY	62.42
PP	2014-2014	MCDOWELL ASHLEY HINKLEY	79.99
PP	2012-2012	MCKENZIE DAVID JAMES	120.82
PP	2012-2014	MCKINNEY JAMES STEPHEN JR	700.78
PP	2014-2014	MCNEAR SHANIKQUA SHUNTAY	27.91
PP	2013-2014	MCNEIL CHRISTOPHER SYLVESTER	60.80
PP	2013-2014	MCNEIL CHRISTOPHER XAVER	60.68
PP	2013-2014	MCNEIL KIMBERLY DARDEN	163.58
PP	2013-2014	MEADES SONYA BLUNT	126.63
PP	2012-2012	MENDEZ JORGE	185.29
PP	2013-2014	MENZIES INGRID	93.46
PP	2012-2014	MILES LENNIE PASQUALE	156.87
PP	2010-2014	MILIAN HENRY LEE	101.32
PP	2011-2014	MILIAN ISAIAH O'NEAL	273.84
PP	2011-2014	MILIAN JERELL LAMONT	129.98
PP	2010-2010	MILLER MONTICA ANN	27.50
PP	2013-2014	MILLS IDA MAE	46.00
PP	2013-2013	MINEHART NATASHA LEE	9.97
PP	2010-2014	MINNS GEORGE WINFIELD	1,721.85
PP	2012-2013	MITCHELL COREY LARNELL	46.00
PP	2014-2014	MITCHELL ERIK JAMES	47.29
PP	2010-2014	MOBLEY JONATHAN CLARK	1,119.33
PP	2010-2014	MONTAGUE DONALD LEMONT	344.28
PP	2011-2012	MONTALVO PEDRO CUSTODIO	46.00
PP	2013-2013	MOORE BETTY MCCORMACK	6.31
PP	2010-2010	MOORE JAMAL	56.69
PP	2012-2012	MOORE JUSTIN MONROE	43.93
PP	2014-2014	MOORE LEROY JR	22.20
PP	2011-2012	MOORE TIMOTHY ALLAN JR	91.62
PP	2010-2014	MORAN JACKIE RAY II	119.50
PP	2010-2010	MORGAN JAMES DANIEL	33.00
PP	2013-2014	MORTON SONJI CORDEL	485.97
PP	2012-2012	MOSS JOSHUA HEATH	9.05
PP	2012-2012	MOUSSA TONYA YVETTE LANGSTON	9.72
PP	2010-2011	MURDAUGH MICHAEL VINCENT	98.10
PP	2013-2014	MURPHY BONTAE S	48.60
PP	2010-2014	MURPHY CECILEY DE'VON	267.10
PP	2010-2010	MURPHY JACQUELINE ANNETTE	3.00
PP	2010-2014	MURPHY LAYFETTE	101.33
PP	2010-2014	MURPHY LETITIA YVETTE	442.55
PP	2010-2014	MURPHY PHILLIP	367.63
PP	2010-2014	MURPHY PHILLIP JEROME	142.50
PP	2013-2014	MURPHY TERRENCE MAURICE	11.26
PP	2010-2012	MURRELL TRINEDDA DIANE	152.80
PP	2011-2011	MYERS AMANDA JUNE	62.45
PP	2010-2010	MYERS DARRELL EDWARD	22.67
PP	2011-2012	MYERS JOHN VERNON	86.93
PP	2014-2014	MYRICK BOB ANDREW	.37
PP	2013-2013	MYRICK JOYCE ANN	8.86
PP	2014-2014	MYRICK SHELIA POPE	23.00
PP	2011-2011	NELSON STEVEN SEBASTIANO	6.56

MCKENZIE JENNIFER ELINE
MCKINNEY NATALIE CRANE

T/A SEVEN LEGENDS MUSIC G

C/O DONNA BOYKINS

MYERS JOHN VERNON

MYERS AMANDA JUNE

11/09/2016

CITY OF FRANKLIN

TYPE	YEARS	NAME	AMOUNT DUE
----	----	----	-----
PP	2010-2010	NEW YORK HI-FASHION INC	Q BEAUTY 909.00
PP	2012-2013	NEWBY CLIFTON JR	NEWBY TIFFANY LENEA 107.54
PP	2014-2014	NEWBY TIFFANY LENEA	NEWBY CLIFTON JR 155.07
PP	2011-2014	NEWSOME CASSANDRA MICHELLE	60.41
PP	2013-2013	NEWSOME GEORGIA SPRUELL	23.00
PP	2014-2014	NEWSOME JAMES ANDREW SR	32.68
PP	2010-2012	NIX LEANNE MARIE	79.00
PP	2012-2014	NIXON PHILLIP DALE II	16.46
PP	2011-2012	NOBLE LEAH NICHOLE	145.84
PP	2011-2011	NOVAKOSKI ASHLEY MARIE	32.68
PP	2012-2012	O'DONNELL DOUGLAS MARTIN	39.19
PP	2013-2014	OLIVER JOHN PHILLIP	OLIVER KAREN ELIZABETH 1,423.14
PP	2012-2014	OLIVER JOHN PHILLIP II	92.57
PP	2012-2013	OLIVER MICHAEL-JOHN THOMAS	87.41
PP	2014-2014	ORNDORFF RICHARD D	DEHAVEN JOSHUA PIERCE 28.75
PP	2010-2014	ORTIZ-WOODS REBECCA LEE	304.98
PP	2014-2014	OWENS KENNETH BERNARD	23.00
PP	2012-2013	PADGETT CHRISTOPHER DALE	147.04
PP	2010-2014	PALMER JASON ROBERT	3,971.75
PP	2013-2013	PALMER MEGEN ANNE	38.50
PP	2013-2014	PARKER BRIANNA NICOLE	216.05
PP	2013-2013	PARKER CAROLYN PERRY	4.20
PP	2010-2010	PARKER DASHAWN LAVOR	60.64
PP	2010-2014	PARKER GLENDA GAIL	256.20
PP	2014-2014	PARKER MARGARET KIMBERLY	51.35
PP	2014-2014	PARKER ROBERT F JR	85.36
PP	2014-2014	PASTERCZYK ROBIN LYNN	111.36
PP	2010-2014	PAYNE BENJAMIN JEROME	302.65
PP	2010-2010	PEBBLES ECLEAS ZEBEDEE	108.03
PP	2013-2014	PERRY DE'KIMIS	80.30
PP	2014-2014	PERRY MATTHEW JR	23.00
PP	2012-2012	PERRY MICHAEL HOLT	23.00
PP	2012-2014	PERRY RICHARD EARL	3,952.29
PP	2012-2012	PHILLIPS LATANYA RENE	35.91
PP	2013-2014	PHILLIPS SHAUNTUE SYLVONNIA	122.27
PP	2010-2011	PICOT CHRISTOPHER ROY	101.11
PP	2010-2012	PICOT JAMES	T/A PICOT CONSTRUCTION 675.00
PP	2013-2014	PICOT PALAMER BOONE	46.00
PP	2014-2014	PICOT RODRICK JAMEL	38.75
PP	2012-2014	PICOT SHONDALYN JVONNE	116.82
PP	2013-2014	PIERRE TIFFANY RENEE	43.78
PP	2012-2014	PINKNEY DAVID JR	69.00
PP	2012-2014	PITTMAN ALETHA WANDA	69.00
PP	2010-2012	PITTMAN LEONARD JR	73.50
PP	2007-2008	PLAYTOE LLC	4,603.78
PP	2011-2014	POLK FRANCES JEAN	137.63
PP	2012-2012	POPE DAVID A	POPE JONATHAN L 86.91
PP	2014-2014	PORTER KISHA LATONYA	23.00
PP	2013-2014	PORTER VIRGINIA	71.31
PP	2013-2013	POWELL CHRISTOPHER RAYSHAWN	52.21
PP	2010-2010	POWELL KEYANTA DANIELLE	13.55
PP	2014-2014	POWELL LATOYA RENEE	12.64
PP	2010-2014	POWELL PAUL PATTERSON	394.90

11/09/2016

CITY OF FRANKLIN

TYPE	YEARS	NAME	AMOUNT DUE
----	----	----	-----
PP	2010-2012	PREAU'S PROFESSIONAL SERVICES LLC	149.44
PP	2011-2011	PUCCHINI STEVEN ANTHONY	46.61
PP	2014-2014	PURCELL CHARLES STUART JR	132.53
PP	2011-2012	RABIL FREDERICK DAVID JR	221.32
PP	2010-2014	RAGER CECIL WILLIAM JR	369.99
PP	2013-2014	RAGLAND MILDRED LOUISE	46.00
PP	2014-2014	RAMSY DANA CAROL	76.90
PP	2012-2014	RANDS BARBARA JEANETTE	155.86
PP	2012-2012	RATCLIFF QUEEN ESTER	69.49
PP	2013-2014	RAWLINGS CYNTHIA	54.29
PP	2014-2014	RAWLINGS KIMBERLY MICHELLE	38.59
PP	2010-2010	RAWLS LEMUEL EMMITT II	49.86
PP	2013-2013	REESE ROGAS THOMAS	1.52
PP	2012-2014	REESE THOMAS LAMONT	466.69
PP	2011-2011	REEVES MICHAEL D	79.61
PP	2011-2014	REEVES MICHAEL DAVID PRESTON	375.31
PP	2014-2014	REID BARBARA BRITT	61.39
PP	2014-2014	REID KIMINEY LASHAWN	23.00
PP	2010-2014	REYES BARAONA LUIS ALFONSO	337.28
PP	2014-2014	RICH JOYCE CLARAMAE	23.00
PP	2010-2014	RICHARDS SHAUN DOUGLAS	333.92
PP	2010-2014	RICHARDSON ISSAC	235.00
PP	2010-2014	RICHARDSON LUIS ALFRED	380.51
PP	2011-2011	RICHARDSON LULA BELLE	22.20
PP	2012-2012	RICKS ARLENE ARTIS	2.06
PP	2011-2011	RICKS CHRISTOPHER	8.74
PP	2011-2011	RICKS CHUCK BERRY	14.22
PP	2012-2012	RICKS DANIELLE LEATHIA	27.40
PP	2010-2014	RICKS DENNIS KEITH	234.24
PP	2014-2014	RICKS MONISHA SHERAIN	18.65
PP	2010-2014	RICKS RODRICK KIM	848.02
PP	2012-2012	RICKS TEONIA FANEE	36.87
PP	2013-2014	RICKS WINSTON MICHAEL	206.98
PP	2011-2011	RICKS-MILLER RUSSELLE D	91.78
PP	2011-2012	RIDDICK TANYA NICOLE	46.00
PP	2013-2014	RIDDICK THELMA LAWRENCE	56.00
PP	2012-2014	RIDDLE DEANA LEE	492.72
PP	2010-2010	RIDDLE JULIA SHELTON	98.05
PP	2010-2012	RIDLEY NELVA BOONE	248.46
PP	2013-2014	RILEY DERRICK L	233.59
PP	2014-2014	RILEY DERRICK LAMAR	59.07
PP	2010-2012	RIZZO ARTHURO ESTATE	378.01
PP	2014-2014	ROBERSON MARIA KAYLENE	175.05
PP	2010-2012	ROBERSON SHERMAN LOWELL	307.04
PP	2010-2014	ROBERTS SELICIA BERNITA	245.16
PP	2014-2014	ROBERTSON LISA RENEE	20.40
PP	2012-2013	ROGERS CRISSY DIANE	46.00
PP	2012-2013	ROGERS JOE EDWARD JR	19.05
PP	2012-2013	ROGERS LAWANDA MARIE	80.18
PP	2010-2010	ROGERS SHAQUANDA MARSHAE	31.58
PP	2013-2014	ROGERS SHERRY JOYNER	584.23
PP	2014-2014	ROLLING HILLS BICYCLE SHOP	7.56
PP	2012-2013	ROSE LATOYA MONIQUE	84.04

FALTZ RAMON ANTONIO

ROGERS AMBER CLARICE
ROLLING HILLS BICYCLE SHO

11/09/2016

CITY OF FRANKLIN

TYPE	YEARS	NAME	AMOUNT DUE
----	----	----	-----
PP	2012-2012	ROSE REALTY ASSOCIATES	26.88
PP	2014-2014	ROUSON DONNA KAY	7.78
PP	2012-2013	ROWE NORMA PAGE	124.79
PP	2014-2014	ROWSKY RUSSELL DAVID	12.38
PP	2012-2012	RUFFIN DOMINIQUE NICOLE	15.87
PP	2012-2012	RUFFIN REGINALD JUNIUS III	4.87
PP	2010-2010	RUSSELL TONYA LEIGH	27.50
PP	2010-2013	RUSTEMOGLU SERDAR	706.81
PP	2010-2014	RUVIO EMANUEL ANTHONY	355.64
PP	2014-2014	SANCHEZ RUIZ GLORIA IVETTE	94.34
PP	2010-2014	SARKA JUSTIN EDWARD	24.21
PP	2010-2010	SAUER WILLIAM CHARLES II	50.89
PP	2012-2012	SAULSBERRY JENNA LEIGH	192.37
PP	2013-2014	SAUNDERS ROSALYN ANN	97.07
PP	2013-2014	SAYAS ANTHONY JAMES JR	46.00
PP	2014-2014	SCHARIN ANDREW GREGG JR	166.58
PP	2010-2014	SCOTT CARL LEE	264.15
PP	2010-2014	SCOTT CLEO	89.79
PP	2010-2014	SCOTT EBONY MONIQUE	322.18
PP	2010-2011	SCOTT FESHUN JACQUES	60.50
PP	2011-2012	SCOTT JERRY ANTONIA	106.24
PP	2011-2012	SCOTT JOYCENE YVONNE	30.49
PP	2012-2012	SCOTT JUWANDA GODNETTE	31.10
PP	2010-2010	SCOTT SHARIKA SHANTE	104.26
PP	2011-2014	SCOTT SHARIKA SHANTE ESTATE	316.58
PP	2010-2011	SCOTT'S MINISTRIES	90.00
PP	2013-2014	SCOTT'S LLC THE	445.11
PP	2014-2014	SEABORN ANTHONY EUGENE	4.57
PP	2011-2011	SEABORN DELORIS MARIE	3.12
PP	2014-2014	SEABORN RAY ANTHONY	182.94
PP	2012-2012	SEARS ALVIN EDWARD JR	11.95
PP	2010-2012	SECTOR ONE SECURITY FIRM LLC	82.46
PP	2013-2013	SECTO ONE SECURITY SOLUT	24.44
PP	2012-2013	SETTIMO LUCIA HAYDEE	135.79
PP	2012-2013	SEXTON KAINEN JEREMEIGH	215.50
PP	2010-2011	SHARMA SACHIN	258.75
PP	2010-2013	SHARPE SAMUEL JR ESTATE	200.82
PP	2010-2014	SHAVER CAROL DIANE	487.84
PP	2012-2012	SHEA ROBERT EDGAR	18.40
PP	2014-2014	SHEARIN JAVONDA NICOLE	232.68
PP	2014-2014	SHELLEY IRIS YOLANDA	116.66
PP	2013-2014	SIMS WILLIAM PARMENTER JR	953.47
PP	2012-2012	SINGH JOHN CHANKA JR	17.15
PP	2010-2011	SINGH NARINDER	88.74
PP	2010-2012	SINGLETON HAMLET KRIS	115.91
PP	2014-2014	SKINNER VIRGIE MARIE	148.01
PP	2013-2013	SMALLWOOD MARCELLUS ANTWON	38.07
PP	2010-2012	SMITH CASSANDRA WINBORNE	228.70
PP	2010-2010	SMITH EDWIN IRWIN JR	27.50
PP	2012-2014	SMITH ERIC DEWAYNE	84.00
PP	2010-2014	SMITH GREGORY LAMONT	825.85
PP	2011-2011	SMITH KIM RENEE	50.57
PP	2010-2014	SMITH LATOSHA TRINETTE	152.64
PP	2010-2014	SMITH LAVERNE DENISE	

11/09/2016

CITY OF FRANKLIN

TYPE	YEARS	NAME	AMOUNT DUE
----	----	----	-----
PP	2012-2012	SMITH MARTIN KEITH	52.22
PP	2014-2014	SMITH MYRON GUY	98.87
PP	2011-2012	SMITHWICK GWENDOLYN LASSITER	73.39
PP	2012-2014	SNEAD WILLIAM HENRY	310.22
PP	2014-2014	SNEED SUSIE ELIZABETH	26.89
PP	2010-2013	SOSA JOSE RAMON	151.40
PP	2014-2014	SOUTHAMPTON FOOT & ANKLE	142.74
PP	2012-2012	SOUTHAMPTON NEUROLOGY PC	939.56
PP	2012-2013	SPARKS PAMELA M	23.06
PP	2010-2012	SPEEGLE MELODY THORP	435.97
PP	2012-2012	SPRATLEY ASIA TOMMIRRA	21.14
PP	2010-2014	STACY DOLORES ANN	298.36
PP	2010-2011	STALLINGS KARL	117.62
PP	2014-2014	STATEN LARRY PERNELL	60.80
PP	2013-2014	STEPHENS TAKEDA KANESHA	55.91
PP	2011-2011	STEPHENSON ANGELA	53.69
PP	2014-2014	STEVENS MELVIN JUNIOR	90.52
PP	2011-2014	STEVENS MELVIN JUNIOR JR	85.09
PP	2010-2010	STEWART LEON DWAYNE	5.05
PP	2014-2014	STEWART ROBERT PHILLIP JR	172.02
PP	2014-2014	STEWART THOMPSON BUTLER JR	50.81
PP	2012-2014	STOKES AL RAUEN	84.00
PP	2010-2010	STOKES SHAUN ANDRE	149.09
PP	2010-2011	STONE BRYAN	64.80
PP	2014-2014	SUNOCO MART INC	1,932.63
PP	2011-2011	SWAIN TIMOTHY	3.02
PP	2014-2014	SWAN MICHAEL EZELL JR	23.00
PP	2010-2014	SWEAT JUDONALD AXUM	508.19
PP	2010-2011	SYKES JACK TAYLOR JR	50.50
PP	2010-2012	TALLEY ALEXIS RENEE	153.03
PP	2010-2013	TALLEY MISCHONVIER TONIQUE	226.53
PP	2010-2014	TATE DONALD WAYNE	328.39
PP	2011-2011	TATE REGINALD KEITH	18.73
PP	2010-2010	TAYLOR DONELL	27.50
PP	2010-2011	TAYLOR NESHA NICO	80.27
PP	2011-2014	TEGL ANDREJ VIKTOR	168.92
PP	2010-2012	THOMAS EZEKIEL BERNARD	614.28
PP	2014-2014	THOMAS JANET EVA	78.28
PP	2010-2010	THOMAS LLOYD ALLEN	27.50
PP	2010-2011	THOMAS RONALD DERRICK	50.50
PP	2013-2014	THOMPSON ALBERT LEE	310.26
PP	2012-2012	THOMPSON BRANDI SEVILLE	7.35
PP	2010-2011	THOMPSON PAUL MICHAEL	32.40
PP	2013-2014	THORNTON DORREEN SHARELL	46.00
PP	2012-2012	THRAPP DAVID LEE	181.25
PP	2014-2014	TILLERY TOSHANYA YVETTE	69.42
PP	2010-2014	TORRES SHEILA LEE	512.89
PP	2014-2014	TOWNS STEPHANIE VERONICA	9.26
PP	2014-2014	TRAYNHAM SARAH DENISE	96.20
PP	2012-2012	TRINITY CHRISTIAN BOOKSTORE	79.29
PP	2014-2014	TROTTER DALE DENNIS	157.79
PP	2014-2014	TROWER SHAWNETTE TACHSHA	6.97
PP	2010-2010	TURNER ANYWAN LORENZO	27.50

11/09/2016

CITY OF FRANKLIN

TYPE	YEARS	NAME	AMOUNT DUE
----	----	-----	-----
PP	2013-2013	TURNER HEATHER ELIZABETH	25.14
PP	2014-2014	TURNER HOWARD LEE	74.74
PP	2012-2014	TURNER JAMES WAVERLY JR	95.33
PP	2010-2012	TURNER MICHAEL PARKER	91.48
PP	2011-2014	TURNER SANDY JOSEPH	92.00
PP	2011-2013	TURNER TINA YVETTE	135.03
PP	2010-2010	TWITTY WALTER DOUGLAS	1.88
PP	2014-2014	UNION SOUTH CORPORATION	52.05
PP	2010-2014	URQUHART DAVID	8.10
PP	2008-2013	URQUHART LEE ANDREW JR	494.20
PP	2011-2014	URQUHART SHARON ANITA	92.00
PP	2012-2014	USHER MICHAEL JOSEPH	69.00
PP	2013-2014	VARGO JOHN	204.02
PP	2012-2012	VAUGHAN LOREN CHRISTOPHER	64.30
PP	2013-2014	VAUGHAN TREMAINE LAMONT	70.76
PP	2012-2012	VAUGHN STEVEN	26.12
PP	2011-2014	VINCENT CONSTANCE CLEO	217.44
PP	2014-2014	VINCENT EMMANUEL ANTRONE	1.89
PP	2012-2014	VINCENT JANICE MAE BSTATE	197.31
PP	2010-2014	VINCENT NATHAN JR	830.99
PP	2014-2014	VINSON DENNIS LEE	23.00
PP	2014-2014	VITERELLI EDWIN	36.43
PP	2011-2014	WALKER ERNEST	364.65
PP	2012-2014	WALKER MARTIN VINCENT	321.37
PP	2013-2014	WALKER TAMARREA DEYON	88.85
PP	2014-2014	WALLOE TIFFANY NYCOLE	23.89
PP	2012-2013	WALSTON TRAVON ONTA'Y	46.00
PP	2010-2014	WARD ELISSA NICOLE	76.41
PP	2010-2010	WARREN ANDRE' LAMAN	33.00
PP	2014-2014	WARREN DERRIN JEROME	11.90
PP	2013-2013	WARREN GERALD ANTHONY	3.52
PP	2014-2014	WARREN INVESTMENT GROUP LLC	10.13
PP	2014-2014	WARREN KATINA DANIELLE	32.84
PP	2014-2014	WARREN RUSSELL LEE	73.51
PP	2010-2014	WARREN TENIA ELAINE	119.50
PP	2010-2010	WARREN TIMOTHY LAMONT	50.50
PP	2008-2014	WARREN TYRONE	1,430.62
PP	2014-2014	WASHINGTON OMAR BYARIE	121.04
PP	2012-2013	WASHINGTON PAMELA DENISE	85.89
PP	2011-2014	WEBB JEFFERY LEN	841.28
PP	2013-2013	WELLS EARLINE GREENE	86.25
PP	2012-2012	WEST BRITTANY SIMONE	155.94
PP	2011-2011	WEST LEONARD JR	8.46
PP	2010-2014	WHITAKER ARLINDA JANE	226.28
PP	2013-2014	WHITE CANDICE RENEE	228.41
PP	2010-2014	WHITE DIANNE GRIFFIN	9.49
PP	2010-2010	WHITE LINWOOD LEE JR	35.01
PP	2013-2014	WHITEHEAD ANTHONY JUNIOR	77.58
PP	2011-2014	WHITEHEAD BILLY REX JR	123.12
PP	2013-2014	WHITEHEAD GEORGE NELSON	207.45
PP	2010-2014	WHITEHEAD HOWARD LEE JR	415.20
PP	2012-2012	WHITEHEAD IRENE DENSON	97.88
PP	2010-2014	WHITEHEAD MICHAEL LEN	362.13

11/09/2016

CITY OF FRANKLIN

TYPE	YEARS	NAME	AMOUNT DUE
----	----	----	-----
PP	2010-2011	WHITFIELD LYNDA HOLMES	61.30
PP	2010-2010	WHITLEY DONALD ALLEN JR ESTATE	179.72
PP	2012-2013	WIGGINS DOMANEKE SHAUNTAE	47.36
PP	2014-2014	WIGGINS KHALIL HAKEEM	23.00
PP	2011-2012	WIGGINS LAURA ANN	34.32
PP	2013-2014	WIGGINS MARGARET ANN	86.25
PP	2012-2013	WIGGINS SHARICKA LONNELL	46.00
PP	2013-2013	WILKERSON MARTHA WASHINGTON	23.00
PP	2012-2012	WILKERSON MILLARD LEE	12.71
PP	2013-2014	WILKERSON SHAWTAKA LATOYA	479.22
PP	2014-2014	WILLIAMS ANDRE DEMETRIUS	11.25
PP	2010-2014	WILLIAMS ANDREA L	450.77
PP	2010-2010	WILLIAMS DARYL JAMAINE	27.50
PP	2012-2014	WILLIAMS ERIC TYRELL	91.28
PP	2011-2013	WILLIAMS JARVIS LAVON	109.28
PP	2010-2014	WILLIAMS KIOKA NATASHA	354.10
PP	2012-2012	WILLIAMS LEATRICE SHANELL	20.25
PP	2014-2014	WILLIAMS LINWOOD ONEIL	31.22
PP	2014-2014	WILLIAMS LYNN PERCELL ESTATE	68.72
PP	2013-2014	WILLIAMS RAIFORD HARRISON	61.92
PP	2010-2014	WILLIAMS SHAYLA	332.81
PP	2014-2014	WILLIAMS SHERYL LYNN	126.39
PP	2014-2014	WILSON CABIN D	129.24
PP	2013-2013	WILSON CHARLES BRIAN	6.56
PP	2013-2014	WILSON JAMES ARTHUR	35.19
PP	2014-2014	WILSON JONATHAN LEE	37.21
PP	2013-2014	WILSON KURTISHA MARIE	58.41
PP	2014-2014	WINBORNE CASSANDRA DENISE	38.11
PP	2013-2014	WOOD MARIEKA VONTRALE	121.11
PP	2010-2010	WOODS MICHAEL DALE	33.00
PP	2014-2014	WOODSON BRANDON LAMONT	23.00
PP	2011-2014	WRIGHT ARTHUR LEE JR	641.43
PP	2012-2013	WRIGHT DONNELL	52.72
PP	2011-2014	WRIGHT ENIX	175.10
PP	2012-2014	WRIGHT LOIS MARIE	462.39
PP	2010-2011	WRIGHT MIA KATHERINA	50.50
PP	2012-2012	WRIGHT RODNEY ALAN	40.09
PP	2010-2014	WYCHE WILLIAM GRANT	198.40
PP	2010-2011	YATES HERBERT MICHAEL	74.43
PP	2014-2014	YEARBY RODNEY	4.50
PP	2013-2013	YEARBY RODNEY DEWAYNE	56.11
		FINAL TOTALS...	130,658.92

SMITH KINDLE MONZEL

T/A GEMINI BUILDING SERVI

Business License

11/09/2016

CITY OF FRANKLIN

In conformity with Section 58.1-3924 of the Code of Virginia and authorized by the governing body of CITY OF FRANKLIN, the following is a list of Taxes which is delinquent for the nonpayment taxes.
LOCAL LEVIES DO NOT INCLUDE PENALTY AND INTEREST.

Treasurer's Office

TYPE	YEARS	NAME	AMOUNT DUE
----	----	----	-----
BL	2009-2010	D & S LEE INC	1,660.12
BL	2010-2010	DEROCHE ROBIN	1.00
BL	2010-2010	DUNCAN JEFFFREY LEE	1.50
BL	2008-2008	PLAYTOE LLC	112.11
BL	2014-2014	ROLLING HILLS BICYCLE SHOP	13.52
BL	2010-2010	STONE BRYAN	69.38
BL	2011-2011	TRIP WIRE ENTERTAINMENT LLC	264.00
		FINAL TOTALS...	2,121.63

Meal Tax

11/09/2016

CITY OF FRANKLIN

In conformity with Section 58.1-3924 of the Code of Virginia and authorized by the governing body of CITY OF FRANKLIN, the following is a list of Taxes which is delinquent for the nonpayment taxes.
LOCAL LEVIES DO NOT INCLUDE PENALTY AND INTEREST.

Treasurer's Office

TYPE	YEARS	NAME	AMOUNT DUE
----	----	----	-----
MT	2010-2013	FRED'S RESTAURANT INC FINAL TOTALS...	16,582.22 16,582.22
		T/A FRED'S RESTAURANT	



November 07, 2016

To: R. Randy Martin, City Manager
From: Dinah M Babb MGT, Treasurer
Subject: Personal Property Charge Off
Business License Charge Off

Enclosed you will find a list of Personal Property for year 2010 and 2009-2010 Business License that are deemed uncollectable due to the statute of limitations in Virginia State Code 58.1-3940. The statute of limitations restricts the office from actively placing any collections on these accounts. It is my recommendation that **\$19,630.80** of delinquent personal property tax accounts for Tax year 2010 and **\$1,732.00** of delinquent business license for tax year 2009-2010 be charged off.

Respectfully,

A handwritten signature in black ink, appearing to be "Dinah M Babb", written over a large, light-colored oval shape.

Dinah M Babb, MGT
Treasurer

11/08/2016

CITY OF FRANKLIN

In conformity with Section 58.1-3924 of the Code of Virginia and authorized by the governing body of CITY OF FRANKLIN, the following is a list of Taxes which is delinquent for the nonpayment taxes. LOCAL LEVIES DO NOT INCLUDE PENALTY AND INTEREST.

Treasurer's Office

TYPE	YEARS	NAME	AMOUNT DUE
----	----	-----	-----
PP	2010-2010	ABBAS MOUSTAFA M	23.00
		C/O AMR ABBAS	
PP	2010-2010	ADAMS MICHAEL CHRISTOPHER	34.75
PP	2010-2010	ARLAN JENNIFER ANN	266.86
PP	2010-2010	ARREY-MBI AGNES E	67.24
PP	2010-2010	ARTIS CHARLOTTE	33.00
PP	2010-2010	ARTIS STACY	51.08
PP	2010-2010	ASHBURN SHARON DENISE	61.08
PP	2010-2010	ATLANTIC DEMOLITION INC	25.80
PP	2010-2010	B & L MANAGEMENT INC	166.92
PP	2010-2010	BABONIS SHAWN MICHAEL	133.93
PP	2010-2010	BAIR MEGAN NICOLE	79.67
PP	2010-2010	BAKER TABATHA LAVONNE	7.74
PP	2010-2010	BANKS KHADEERA TENISH	26.62
PP	2010-2010	BANKS RAIMON	199.40
PP	2010-2010	BANKS SUZETTE LEWIS	21.65
PP	2010-2010	BLAKE KERI-ANN MARCELLA	24.78
PP	2010-2010	BLUE WILLIAM HENRY	61.96
PP	2010-2010	BOGUS FRANKLIN PETER	10.72
PP	2010-2010	BOONE CRESSIE ANN	27.50
PP	2010-2010	BOONE DONNA WILLIAMS	61.08
PP	2010-2010	BOONE REUBEN MILTON	30.47
PP	2010-2010	BOWE ALPHONZO FRANKLIN	20.00
PP	2010-2010	BOYD ROBERT WAYNE	27.50
PP	2010-2010	BOYKINS WILLIE LEE	23.00
PP	2010-2010	BRADSHAW WALTER L III	54.59
PP	2010-2010	BRITT DERRYL	31.06
PP	2010-2010	BROWN EDWARD GERARD	13.45
PP	2010-2010	BROWN JOSEPH MCCOY	177.97
PP	2010-2010	BRYANT NATASHA ARTIS	23.00
PP	2010-2010	BULLOCK RANDY EUGENE	16.51
PP	2010-2010	BURROW DEMARIO CORTEZ	23.00
PP	2010-2010	BYNUM EDWARD BRADLEY	39.20
PP	2010-2010	BYNUM HEZEKIAH MICHAEL	66.11
PP	2010-2010	BYNUM LARRY SLYVESTER	83.89
PP	2010-2010	C & R GAMES INC	733.75
PP	2010-2010	CANDIE RICHMOND SR	43.62
PP	2010-2010	CARINO ALEXANDER RUBEN	70.30
PP	2010-2010	CARLEY ALBERT ALLEN	172.96
PP	2010-2010	COOPER KENNETH GERALD	46.03
PP	2010-2010	COPELAND TERRICITA	5.45
PP	2010-2010	COTTON DOMNIE HUGH	214.26
PP	2010-2010	COTTY CHRISTOPHER ISAAC	18.72
PP	2010-2010	COTTY STACY MCCONNELL	61.13
PP	2010-2010	CUTLER JANET MARIE	83.02
PP	2010-2010	D & S LEE INC	346.14
		DAVID'S MARKET	
PP	2010-2010	D&R ENTERPRISES INC	32.00

11/08/2016

CITY OF FRANKLIN

TYPE	YEARS	NAME	AMOUNT DUE
----	----	----	-----
PP	2010-2010	DARDEN DOROTHY FREEMAN	59.32
PP	2010-2010	DAUGHTREY WANDA DANEKE	67.87
PP	2010-2010	DAVILA SYBIL MIRANDA	23.00
PP	2010-2010	DAVIS ALEXANDRA MICHELLE	21.79
PP	2010-2010	DENAM JAMES WILLIS	79.51
PP	2010-2010	DEROCHE ROBIN	260.61
PP	2010-2010	DICKENS LATASHA VERONICA	64.52
PP	2010-2010	DREWRY JASON BLYTH	9.00
PP	2010-2010	DUNCAN JEFFREY LEE	158.50
PP	2010-2010	DUNN CECILIA PERRY	46.00
PP	2010-2010	EASON SIDNEY DONALD ESTATE	16.45
PP	2010-2010	EASON SUSIE LEE	16.25
PP	2010-2010	EDWARDS GENNIS LEE JR	63.28
PP	2010-2010	EDWARDS TICCOYA MULLEN	55.91
PP	2010-2010	EDWARDSON PRESTON PATRICK	75.12
PP	2010-2010	EMERSON CHRISTOPHER JAMES	17.68
PP	2010-2010	ERICSON KURT ANTHONY	27.50
PP	2010-2010	EVANS ALEXANDER JEREMIAH	32.00
PP	2010-2010	FELTON RAYMOND DARNELL SR	111.25
PP	2010-2010	FENNER WILLIAM CARL	27.50
PP	2010-2010	FLOOD APREAL RODONA	24.57
PP	2010-2010	FLOOD RANDELLE ALDAN O'KIETH	4.83
PP	2010-2010	FORBES CANDICE ASHANTE' AYANA	31.23
PP	2010-2010	FORBES REBECCA MARIE	73.68
PP	2010-2010	FORD ADONIS LETROY	385.13
PP	2010-2010	FOSTER CHESTER WALLACE	60.20
PP	2010-2010	GARRIS TABATHA FALCONETTO	11.19
PP	2010-2010	GARVIN EBONY SHAQWAN	27.50
PP	2010-2010	GILMER STEVEN BOYCE	86.18
PP	2010-2010	GLENN LAVONDA MICHELLE	25.38
PP	2010-2010	GOFORTH CHRISTINA J	24.19
PP	2010-2010	GRAHAM APRIL CAMPBELL	43.73
PP	2010-2010	GRANT WESLEY MCCOY II	211.93
PP	2010-2010	HAGENBUCH COREY JAMES	23.00
PP	2010-2010	HAMILTON DENNIS	20.97
PP	2010-2010	HAMLIN ANTHONY LEROY	56.26
PP	2010-2010	HAMMER HEAD TRUCKING LLC	66.00
PP	2010-2010	HAMRICK ASHLEY NICOLE	226.93
PP	2010-2010	HARRISON GAIL GREEN	91.17
PP	2010-2010	HASHMAN JONATHAN CLAYTON	60.64
PP	2010-2010	HATCH JAMES PERNELL	96.50
PP	2010-2010	HAWKINS CHARLES LEE	7.44
PP	2010-2010	HAWTHORNE KENNETH ERWIN	18.11
PP	2010-2010	HAYES LARRY LEE	99.62
PP	2010-2010	HENRICKSON DAWN F	112.42
PP	2010-2010	HILL WILLIAM DENNIS JR	27.50
PP	2010-2010	HODGE NOVA DORRINE	72.49
PP	2010-2010	HOLDEN CITRONA LA'SHAY	27.50
PP	2010-2010	HOLLOWAY CURTIS LEE	37.00
PP	2010-2010	HOLLOWAY KIMBERLY L	61.96
PP	2010-2010	HUDSON WILMAR CLEO	81.41
PP	2010-2010	JOHNSON AMY DENISE	27.50
PP	2010-2010	JOHNSON CLAUDE LOGAN JR	27.50

T/A SATURDAY SPRINGS STOR

DONATO AMY MAB

FORBES REBECCA MARIE

11/08/2016

CITY OF FRANKLIN

TYPE	YEARS	NAME	AMOUNT DUE
----	----	----	-----
PP	2010-2010	JOHNSON LINSEY BERNARD JR	32.50
PP	2010-2010	JOHNSON ROOSEVELT	27.50
PP	2010-2010	JONES RONALD WAYNE	27.50
PP	2010-2010	JORDAN JAMAL LONNELL	32.50
PP	2010-2010	JORDAN JERRY HAWOOD ESTATE	66.34
PP	2010-2010	JORDAN STANLEY LEE	57.22
PP	2010-2010	JOYNER LATVAUIA SHAMERE	39.16
PP	2010-2010	KHAN BASIR SHADI JR	79.51
PP	2010-2010	KINLEY KENNETH RAY	78.89
PP	2010-2010	KISTNER ROSEMARIE MICHELLE	344.08
PP	2010-2010	LASSITER ANITA FAYE	23.00
PP	2010-2010	LAWRENCE ISAAC WINSTON	59.32
PP	2010-2010	LAWRENCE KATRINA SHUNTAY	6.25
PP	2010-2010	LAWRENCE LINWOOD THOMAS	78.63
PP	2010-2010	LEUCHNER CHRISTINE M	81.50
PP	2010-2010	LEUCHNER ERIC WILLIAM	158.52
PP	2010-2010	LUDWICK JOHN ARTHUR	27.50
PP	2010-2010	MAJETTE FRANKLIN DELANO	127.11
PP	2010-2010	MALDONADO ETHEL MICHELLE	51.43
PP	2010-2010	MANLEY EARNESTINE BOONE	1.50
PP	2010-2010	MARSH RONALD LOREN	89.27
PP	2010-2010	MASON ANDREA LONDELL	186.22
PP	2010-2010	MASON HOWARD EARL	27.50
PP	2010-2010	MATTHEWS DENNIS LEWIS	35.66
PP	2010-2010	MATTHEWS DONALD	234.25
PP	2010-2010	MAYO STEVEN PAUL	83.89
PP	2010-2010	MCDONALD MARK ANTHONY	57.22
PP	2010-2010	MILLIAN HENRY LEE	55.80
PP	2010-2010	MILLER MONTICA ANN	27.50
PP	2010-2010	MINNS GEORGE WINFIELD	274.89
PP	2010-2010	MOBLEY JONATHAN CLARK	279.33
PP	2010-2010	MONTAGUE DONALD LEMONT	48.35
PP	2010-2010	MOORE JAMAL	56.69
PP	2010-2010	MORAN JACKIE RAY II	27.50
PP	2010-2010	MORGAN JAMES DANIEL	33.00
PP	2010-2010	MURDAUGH MICHAEL VINCENT	70.90
PP	2010-2010	MURPHY CECILEY DE'VON	27.90
PP	2010-2010	MURPHY JACQUELINE ANNETTE	3.00
PP	2010-2010	MURPHY LAYFETTE	4.13
PP	2010-2010	MURPHY LRTITIA YVETTE	111.68
PP	2010-2010	MURPHY PHILLIP	26.11
PP	2010-2010	MURPHY PHILLIP JEROME	27.50
PP	2010-2010	MURRELL TRINEDDA DIANE	56.57
PP	2010-2010	MYERS DARRELL EDWARD	22.67
PP	2010-2010	NEW YORK HI-FASHION INC	909.00
PP	2010-2010	NIX LEANNE MARIE	33.00
PP	2010-2010	ORTIZ-WOODS REBECCA LEE	72.49
PP	2010-2010	PALMER JASON ROBERT	1,153.46
PP	2010-2010	PARKER DASHAWN LAVOR	60.64
PP	2010-2010	PARKER GLENDA GAIL	65.03
PP	2010-2010	PAYNE BENJAMIN JEROME	65.30
PP	2010-2010	PREEBLES ECLEAS ZEBEDEE	108.03
PP	2010-2010	PICOT CHRISTOPHER ROY	88.72

11/08/2016

CITY OF FRANKLIN

TYPE	YEARS	NAME	AMOUNT DUE
----	----	----	-----
PP	2010-2010	PICOT JAMES	225.00
		T/A PICOT CONSTRUCTION	
PP	2010-2010	PITTMAN LEONARD JR	27.50
PP	2010-2010	POWELL KEYANTA DANIELLE	13.55
PP	2010-2010	POWELL PAUL PATTERSON	74.70
PP	2010-2010	PREAU'S PROFESSIONAL SERVICES LLC	13.50
PP	2010-2010	RAGER CECIL WILLIAM JR	98.12
PP	2010-2010	RAWLS LEMUEL EMMITT II	49.86
PP	2010-2010	REYES BARAONA LUIS ALFONSO	78.63
PP	2010-2010	RICHARDS SHAUN DOUGLAS	87.40
PP	2010-2010	RICHARDSON ISSAC	55.00
PP	2010-2010	RICHARDSON LUIS ALFRED	102.32
PP	2010-2010	RICKS DENNIS KEITH	69.42
PP	2010-2010	RICKS RODRICK KIM	265.13
PP	2010-2010	RIDDLE JULIA SHELTON	98.05
PP	2010-2010	RIDLEY NELVA BOONE	99.88
PP	2010-2010	RIZZO ARTHURO ESTATE	179.13
PP	2010-2010	ROBERSON SHERMAN LOWELL	152.43
PP	2010-2010	ROBERTS SELICIA BERNITA	61.52
PP	2010-2010	ROGERS SHAQUANDA MARSHAE	31.58
PP	2010-2010	RUSSELL TONYA LEIGH	27.50
PP	2010-2010	RUSTEMOGLU SERDAR	99.22
		ARKLAN JENNIFER ANN	
PP	2010-2010	RUVIO EMANUEL ANTHONY	90.66
PP	2010-2010	SARKA JUSTIN EDWARD	1.69
PP	2010-2010	SAUER WILLIAM CHARLES II	50.89
PP	2010-2010	SCOTT CARL LEE	24.94
PP	2010-2010	SCOTT CLEO	35.53
PP	2010-2010	SCOTT EBONY MONIQUE	72.93
PP	2010-2010	SCOTT FESHUN JACQUES	32.50
PP	2010-2010	SCOTT SHARIKA SHANTE	104.26
PP	2010-2010	SCOTT'S MINISTRIES	45.00
PP	2010-2010	SECTOR ONE SECURITY FIRM LLC	79.07
		SECTOR ONE SECURITY SOLUT	
PP	2010-2010	SHARPE SAMUEL JR ESTATE	135.52
PP	2010-2010	SHAVER CAROL DIANE	60.64
PP	2010-2010	SHEA ROBERT EDGAR	130.14
		SHEA ROSE MARIE	
PP	2010-2010	SINGLETON HAMLET KRIS	60.30
PP	2010-2010	SKINNER VIRGIE MARIE	59.53
PP	2010-2010	SMITH EDWIN IRWIN JR	96.79
PP	2010-2010	SMITH ERIC DEWAYNE	27.50
PP	2010-2010	SMITH KIM RENEE	199.13
PP	2010-2010	SMITH LAVERNE DENISE	60.64
PP	2010-2010	SOSA JOSE RAMON	23.00
PP	2010-2010	SPEEGLE MELODY THORP	86.13
PP	2010-2010	STACY DOLORES ANN	75.12
PP	2010-2010	STALLINGS KARL	28.23
PP	2010-2010	STEWART LEON DWAYNE	5.05
PP	2010-2010	STOKES SHAUN ANDRE	149.09
		EXPRESS TAX RETURNS	
PP	2010-2010	STONE BRYAN	9.75
PP	2010-2010	SWEAT JUDONALD AXUM	157.44
PP	2010-2010	SYKES JACK TAYLOR JR	27.50
PP	2010-2010	TALLEY ALEXIS RENEE	79.95
PP	2010-2010	TALLEY MISCHONVIER TONIQUE	108.91
PP	2010-2010	TATE DONALD WAYNE	74.24
PP	2010-2010	TAYLOR DONELL	27.50

11/08/2016

CITY OF FRANKLIN

TYPE	YEARS	NAME	AMOUNT DUE
PP	2010-2010	TAYLOR NESHA NICO	72.05
PP	2010-2010	THOMAS EZEKIEL BERNARD	251.76
PP	2010-2010	THOMAS LLOYD ALLEN	27.50
PP	2010-2010	THOMAS RONALD DERRICK	27.50
PP	2010-2010	THOMPSON PAUL MICHAEL	23.00
PP	2010-2010	TORRES SHEILA LEE	131.01
PP	2010-2010	TURNER ANTIWAN LORENZO	27.50
PP	2010-2010	TURNER MICHAEL PARKER	56.85
PP	2010-2010	TWITTY WALTER DOUGLAS	1.88
PP	2010-2010	URQUHART DAVID	2.70
PP	2010-2010	URQUHART LEE ANDREW JR	131.21
PP	2010-2010	VINCENT NATHAN JR	204.21
PP	2010-2010	WARD ELISSA NICOLE	5.12
PP	2010-2010	WARREN ANDRE' LAMAN	33.00
PP	2010-2010	WARREN TENIA ELAINE	27.50
PP	2010-2010	WARREN TIMOTHY LAMONT	50.50
PP	2010-2010	WARREN TYRONE	201.25
PP	2010-2010	WHITAKER ARLINDA JANE	58.10
PP	2010-2010	WHITE DIANNE GRIFFIN	2.01
PP	2010-2010	WHITE LINWOOD LEE JR	35.01
PP	2010-2010	WHITEHEAD HOWARD LEE JR	101.38
PP	2010-2010	WHITEHEAD MICHAEL LEN	156.91
PP	2010-2010	WHITFIELD LYNDA HOLMES	55.61
PP	2010-2010	WHITLEY DONALD ALLEN JR ESTATE	179.72
PP	2010-2010	WILLIAMS ANDREA L	106.54
PP	2010-2010	WILLIAMS DARYL JAMAINE	27.50
PP	2010-2010	WILLIAMS KIOKA NATASHA	85.83
PP	2010-2010	WILLIAMS SHAYLA	83.02
PP	2010-2010	WOODS MICHAEL DALE	33.00
PP	2010-2010	WRIGHT MIA KATHERINA	27.50
PP	2010-2010	WYCHE WILLIAM GRANT	66.44
PP	2010-2010	YATES HERBERT MICHAEL	58.89
		FINAL TOTALS...	19,630.80

11/09/2016

CITY OF FRANKLIN

In conformity with Section 58.1-3924 of the Code of Virginia and authorized by the governing body of CITY OF FRANKLIN, the following is a list of Taxes which is delinquent for the nonpayment taxes. LOCAL LEVIES DO NOT INCLUDE PENALTY AND INTEREST.

Treasurer's Office

TYPE	YEARS	NAME	AMOUNT DUE
----	----	----	-----
BL	2009-2010	D & S LEE INC T/A DAVID'S MARKET	1,660.12
BL	2010-2010	DEROCHE ROBIN T/A SATURDAY SPRINGS STOR	1.00
BL	2010-2010	DUNCAN JEFFFREY LEE	1.50
BL	2008-2008	PLAYTOE LLC	112.11
BL	2014-2014	ROLLING HILLS BICYCLE SHOP	13.52
BL	2010-2010	STONE BRYAN T/A EXPRESS TAX RETURNS	69.38
BL	2011-2011	TRIP WIRE ENTERTAINMENT LLC T/A GET CONNECTED	264.00
		FINAL TOTALS...	2,121.63



November 3, 2016

To: Randy Martin
City Manager

From: Melissa D. Rollins
Director of Finance

Re: **CHARGE-OFF OF UNCOLLECTIBLE UTILITY ACCOUNTS**

Last year, City Council approved charge off of uncollectible utility accounts for accounts inactive since 2009. In accordance with the Charge-Off Policy, the Treasurer has submitted the **2010 Listing of Accounts** to be recommended for removal from the City's outstanding receivables. These accounts have exceeded the statute of limitations (greater than five years) for collection.

Below are various statistics associated with the 2010 Charge-Off Request of Utility Accounts:

- In 2010, 662 accounts were finalized or became inactive for the purpose of collecting on any outstanding balances. This is an increase from the 619 finalized in 2009.
- Of the 662 accounts, 104 accounts are included in the 2010 Charge Off recommendation or roughly 15.7 % of the total accounts finalized. Charge offs for 2010 is \$15,910 more than 2009.

	Charges	Penalties
YEAR 2010 TOTAL		
\$109,398.60	\$39,782.08	69,616.52
100%	36.4%	63.6%

Charge-Off History

	Charges	Penalties
YEAR 2009 TOTAL*		
\$93,489.02	\$33,469.61	\$60,019.41
100%	35.8%	64.2%

*4 accounts totaling \$17,680 had payment arrangements in 2009 and were not included in the charge off total.

	Charges	Penalties
YEAR 2008 TOTAL		
\$102,658.47	\$38,542.70	\$64,115.77
100%	37.54%	62.46%

YEAR 2007 Total	Charges	Penalties
\$119,366.00	\$43,730	\$75,636
100%	36.6%	63.4%


FISCAL IMPACTS OF RECOMMENDATION

None expected. Each year, in accordance with generally accepted accounting principles, the City estimates a portion of the accounts receivable that will ultimately be uncollectible and reduces the anticipated revenue for that year accordingly. Charging off specific accounts will reduce the accounts receivable on the books for that account, but will also reduce the allowance for uncollectable accounts by the same amount.

RECOMMENDATION FOR CITY COUNCIL

Authorize the write-off of accounts deemed uncollectible by the City Treasurer in the amount of \$109,398.60 (\$39,782.08 charges and \$69,616.52 penalties) in outstanding delinquent utility accounts finalized and uncollected from 2010.

(Note: The charge off listing will be adjusted for any account collected prior to the removal of the balance from the system by Utility Billing Staff which is expected to occur by November 30, 2016).



For the 1st Quarter of FY 16-17
Ending September 30, 2016

Based on Unaudited Financial Data

Basis of Reporting

- The information enclosed in the City's Financial Report for the 1st Quarter Ending September 30,2016.
- The report contains provisions for **most** revenue and expenditure accruals.
 - Reflects 3 months of revenue & expenditures in most cases (where noted, the 3rd month has been estimated)
- Financial Report presentation is consistent with department's objectives to:
 - Report timely, relevant, understandable and accurate financial data
 - Promote accountability through monitoring, assessment and reporting

Revenue Highlights – Tax Collections

- ❑ Overall General Property Taxes collected of \$134,000 reflects a decrease from FY 16 collections of \$234,000.
 - ❑ **Real Estate taxes** - \$89,761 less than the prior year resulting from large delinquent accounts that were collected in the 1st quarter of the prior year.
 - ❑ **Personal Property taxes** at nearly \$15,000 is comparable to the prior year period
 - ❑ **Penalty and Interest** revenue is also down from the prior year period due to previous year delinquent collections

General Property Taxes- Overall BUDGET COMPARISON

REVENUE SOURCE	2016-2017	ACTUAL	BUDGET	2015-2016	ACTUAL	BUDGET
	BUDGET	9/30/2016	%	BUDGET	9/30/2015	%
Real Estate Taxes-Current	\$ 5,447,115	\$ 64,061	1.2%	\$ 5,283,742	\$ 113,716	2.2%
Real Estate Taxes-Delinquent	240,000	33,907	14.1%	190,000	74,014	39.0%
Personal Property Taxes-Current	1,500,000	1,499	0.1%	1,367,446	-	0.0%
Personal Property Taxes-Delinquent	45,000	12,940	28.8%	65,000	14,592	22.4%
Machinery & Tools	23,578	207	0.9%	65,000	0	0.0%
Penalties & Interest Taxes	155,000	21,287	13.7%	135,000	32,175	23.8%
Public Service Corporation Taxes	61,818	0	0.0%	61,818	0	0.0%
GENERAL PROPERTY TAX	\$ 7,472,511	\$ 133,901	1.8%	\$ 7,168,006	\$ 234,497	3.3%

Current	\$ 133,901
Prior Year	\$ 234,497
Net Change \$	-\$100,596
Net Change %	-42%

Local Tax Revenue (Budget per Actual Comparison)

	FY 16-17 Budget	Estimated Actual 9/30/16	% of Budget Realized
Local Sales & Use*	\$ 1,800,000	\$ 437,685	24.3%
Cigarette Taxes	\$ 345,000	\$ 79,146	22.9%
Meals Taxes*	\$ 1,420,000	\$ 379,804	26.7%
Lodging Taxes*	\$ 130,000	\$ 38,115	29.3%
Total Local Tax Revenue	\$ 3,695,000	\$ 934,750	25.3%

*revenue source include a one month projection based on prior history

Local Tax Revenue (Prior Year Comparison)

	Meals Taxes	Lodging Taxes	Cigarette Taxes	Sales Taxes	Total
Sep-14	350,016	47,208	98,587	415,048	910,859
Sep-15	372,776	38,761	97,262	425,928	934,727
Sep-16	379,804	38,115	79,145	437,685	934,749
Prior Year \$	7,028	(646)	(18,117)	11,757	22
Prior Year %	1.89%	-1.67%	-18.63%	2.76%	0.00%
% of Budget	29.7	29.3	22.9	24.3	



YTD Estimates are in line with the prior year. Cigarette taxes reflect the largest decrease over the prior year as July and August 2016 receipts were approximately \$16,500 less than the prior year.

Other Revenue Highlights



- Fees from Inspections and Planning Services are in sync with prior period collections
 - City Fees– 37%
 - County Fees – 63%
- ❑ Decreases are noted in the following sources:
 - ❑ miscellaneous revenue down by \$60,000 due to one time real estate sales transactions in the prior year
 - ❑ Revenue from ambulance billing slightly down by \$7,000.
- ❑ Increases are noted in the following sources:
 - ❑ Street & Highway maintenance funds 3.4% of \$14,000 per budget
 - ❑ Fire programs grant - \$25,065 – funds were received in the 4th of the prior year
 - ❑ Transfers from Enterprise Funds (Solid waste & Water & sewer) per budget

Revenue Summary

- Overall, total current general fund revenue reported at **\$2.97 mil** (13.1% of budget) is a net \$144,000 or 4.6% less when compared to the **\$3.09 mil** (13.8% of budget) realized at 9/30/15.

Summary of Revenue Decrease

Real estate taxes		-\$90,000
Local sales and use taxes		-\$12,000
Cigarette Taxes		-\$18,000
Misc. Revenue (property sale)		-\$62,000
State Categorical Aid		+42,000
Net Reduction		-140,000

General Fund Revenue – Prior Year Comparison

Account Id	Account Description	Prior Revenue	Anticipated	Current Revenue	YTD Revenue	Balance/Excess/ Deficit	% Realized	Prior Year Variance
100-3-11010-	REAL ESTATE TAXES	187,730	5,687,115.00	13,063.12	97,968.63	5,589,146.37	1.7%	-89,761.37
100-3-11020-	PUBLIC SERVICE CORPORATION TAXES	0	68,000.00	0	0	68,000.00	0.0%	0.00
100-3-11031-	PERSONAL PROPERTY TAXES	14,592	1,545,000.00	2,486.24	14,439.30	1,530,560.70	0.9%	-152.70
100-3-11040-	MACHINERY & TOOLS TAXES	0	23,578.00	0	206.96	23,371.04	0.9%	206.96
100-3-11060-	PENALTIES AND INTEREST	32,175	155,000.00	3,847.56	21,286.92	133,713.08	13.7%	-10,888.08
100-3-12010-	LOCAL SALES & USE TAXES	437,685	1,823,000.00	151,676.24	425,928.00	1,397,072.00	23.4%	-11,757.00
100-3-12020-	UTILITY TAXES	150,449	516,000.00	49,169.87	143,747.61	372,252.39	27.9%	-6,701.39
100-3-12030-	BUSINESS LICENSE TAXES	1,418	950,000.00	726.28	319.28	949,680.72	0.0%	-1,098.72
100-3-12035-	BUSINESS LICENSE TAXES-PENALTY	89	500.00	77.27	823.55	-323.55	164.7%	734.55
100-3-12050-	MOTOR VEHICLE LICENSES	3,397	160,000.00	1,251.68	3,985.80	156,014.20	2.5%	588.80
100-3-12055-	MOTOR VEHICLE LICENSES-PENALTY	1,162	23,000.00	531.45	1,598.55	21,401.45	7.0%	436.55
100-3-12060-	BANK STOCK TAXES	0	65,000.00	0	0	65,000.00	0.0%	0.00
100-3-12070-	TAXES ON RECORDATION AND WILLS	5,268	46,000.00	1,422.43	9,080.74	36,919.26	19.7%	3,812.74
100-3-12080-	CIGARETTE TAXES	97,262	345,000.00	26,297.28	79,145.76	265,854.24	22.9%	-18,116.24
100-3-12100-	LODGING TAXES	38,761	130,000.00	12,740.73	38,115.00	91,885.00	29.3%	-646.00
100-3-12110-	MEALS TAX	372,776	1,420,000.00	122,755.19	379,804.00	1,040,196.00	26.7%	7,028.00
100-3-12180-	PROBATE TAXES	1,964	2,500.00	30.87	30.87	2,469.13	1.2%	-1,933.13
100-3-13010-	PERMITS AND OTHER LICENSES-ANIMAL LICENSES	170	4,000.00	175.00	285.00	3,715.00	7.1%	115.00
100-3-13030-	PERMITS AND OTHER LICENSES	40,217	161,220.00	14,298.77	45,250.00	115,970.00	28.1%	5,033.00
100-3-14010-	FINES AND FORFEITURES	3,427	40,250.00	2,806.60	5,356.19	34,893.81	13.3%	1,929.19
100-3-15010-	REVENUE FROM USE OF MONEY	720	3,250.00	41.74	172.57	3,077.43	5.3%	-547.43
100-3-15020-	REVENUE FROM USE OF PROPERTY	124,302	240,796.00	3,742.90	115,682.86	125,113.14	48.0%	-8,619.14
100-3-16010-	CHARGES FOR CURRENT SERVICES	884	9,600.00	364.00	1,005.61	8,594.39	10.5%	121.61
100-3-16040-	CHARGES FOR OTHER PROTECTION-EMS	110,469	453,051.00	23,126.15	103,867.73	349,183.27	22.9%	-6,601.27
100-3-16060-	CHARGES FOR OTHER PROTECTIONS	0	17,150.00	40.00	40.00	17,110.00	0.2%	40.00
100-3-16070-	MISC BILLING SERVICES	4,297	0.00	1,200.20	7,922.28	-7,922.28	0.0%	3,625.28
100-3-16080-	CHG FOR SANITATION & WASTE REMOVAL	1,816	6,150.00	1,053.34	3,957.72	2,192.28	64.4%	2,141.72
100-3-16095-	CHARGES FOR ADMIN-FUNDS	234,956	964,866.00	80,405.67	241,216.97	723,649.03	25.0%	6,260.97
100-3-16130-	RECREATIONAL FEES	1,669	8,150.00	460.00	2,361.25	5,788.75	29.0%	692.25
100-3-18990-	MISCELLANEOUS	177,547	1,226,232.00	37,156.56	114,833.90	1,111,398.10	9.4%	-62,713.10
100-3-19020-	RECOVERED COSTS	11,862	295,000.00	505.00	2,884.48	292,115.52	1.0%	-8,977.52
100-3-22010-	NON-CATEGORICAL AID STATE	109,933	1,668,897.00	46,206.46	107,412.86	1,561,484.14	6.4%	-2,520.14
100-3-23030-	SHARED EXPENSES-COMM OR REV	12,545	79,876.00	12,737.57	12,737.57	67,138.43	15.9%	192.57
100-3-23040-	SHARED EXPENSES-TREASURER	1,481	72,896.00	10,202.47	10,202.47	62,693.53	14.0%	8,721.47
100-3-23060-	SHARED EXPENSES-ELECTORAL BOARD	0	34,723.00	0	0	34,723.00	0.0%	0.00
100-3-24040-	CATEGORICAL AID - STATE	514,267	2,127,245.00	556,379.05	556,379.05	1,570,865.95	26.2%	42,112.05
100-3-33010-	CATEGORICAL AID -FEDERAL GOVERNMENT	0	22,595.00	5,400.00	5,400.00	17,195.00	23.9%	5,400.00
100-3-41050-	FUNDS TRANSFERS	386,900	2,360,153.00	133,599.67	400,798.97	1,959,354.03	17.0%	13,898.97
	General Fund Revenue Total	3,082,190.00	22,755,793.00	1,315,977.36	2,954,248.45	19,801,544.55	13.0%	-127,941.55



GENERAL FUND EXPENDITURES

For the period ending September 30, 2016



General Fund Expenditure Highlights

- General Fund expenditures overall are in sync with prior year period with \$4.78 mil or 21.0% of the budget spent at 9/30/16 compared to \$4.78 mil or 21.3% of the budget spent at 9/30/15.
- **Prior Year Increases**
 - City Attorney Legal fees
 - Telecommunication cost for most departments
 - Finance personnel costs – vacancy filled
 - Detention care costs
 - Police personnel costs – full time personnel costs up \$26K (however less than 25% of budget); overtime costs up \$29K -30% of budget
 - Fire & Rescue – timing of contribution to Hunterdale Volunteer Fire Dept. full time personnel cost increased – one vacancy filled
- **Prior Year Decreases**
 - E911 Maintenance service contracts, one time grant expense in prior year
 - Public Works – drainage costs
 - Community development – one time grant expense in prior year

General Fund Expenditures – Prior Year Comparison

Account Description	Prior Expense	Budgeted	Current Expended	YTD Expended	Balance/Excess/ Deficit	% Expended	Prior Year Variance
**CITY COUNCIL **	60,661	185,518.00	4,909.61	56,428.10	129,089.90	30.4%	-4,232.90
CITY MANAGER *****	42,708	209,138.00	13,922.42	44,320.81	164,817.19	21.2%	1,612.81
CITY ATTORNEY *****	29,769	190,580.00	13,474.71	42,336.23	148,243.77	22.2%	12,567.23
MANAGEMENT SERVICES & HR*****	30,869	138,854.00	5,424.61	21,078.47	117,775.53	15.2%	-9,790.53
COMMISSIONER OF THE REVENUE *****	56,902	264,809.00	20,722.73	62,695.22	202,113.78	23.7%	5,793.22
REAL ESTATE ASSESSOR *****	9,825	61,525.00	3,402.69	10,575.84	50,949.16	17.2%	750.84
CITY TREASURER *****	60,230	301,342.00	23,264.27	67,584.62	233,757.38	22.4%	7,354.62
ACCOUNTING *****	41,167	337,711.00	18,481.50	66,117.07	271,593.93	19.6%	24,950.07
PURCHASING & GENERAL SERVICES****	18,665	90,279.00	6,733.20	21,001.71	69,277.29	23.3%	2,336.71
UTILITY COLLECTIONS & BILLING ****	48,180	246,308.00	18,571.82	53,657.36	192,650.64	21.8%	5,477.36
INSURANCE *****	31,966	178,159.00	12,741.97	39,145.15	139,013.85	22.0%	7,179.15
INFORMATION TECHNOLOGY*****	136,736	270,021.00	17,482.87	38,829.76	231,191.24	14.4%	-97,906.24
BOARD OF ELECTIONS *****	19,740	114,638.00	6,398.05	21,047.30	93,590.70	18.4%	1,307.30
CIRCUIT COURT ***	0	9,036.00	0	0	9,036.00	0.0%	0.00
GENERAL DISTRICT COURT ***	602	18,091.00	128.11	6,634.15	11,456.85	36.7%	6,032.15
CLERK OF CIRCUIT COURT ***	0	50,089.00	0	0	50,089.00	0.0%	0.00
SHERIFF'S OFFICE ***	0	132,877.00	0	0	132,877.00	0.0%	0.00
DISTRICT COURT SERVICE-JUVENILE DETENTION ***	8,819	57,882.00	14,696.89	30,694.75	27,187.25	53.0%	21,875.75
COMMONWEALTH'S ATTORNEY ***	0	61,855.00	0	0	61,855.00	0.0%	0.00
WESTERN TIDEWATER REGIONAL JAIL**	461,045	921,980.00	0	460,990.00	460,990.00	50.0%	-55.00
POLICE ***	610,327	3,023,600.00	196,309.14	687,269.63	2,336,330.37	22.7%	76,942.63
E - 911 *****	197,540	642,947.00	46,299.09	142,227.09	500,719.91	22.1%	-55,312.91
EMERGENCY MANAGEMENT SERVICES ***	523,704	2,329,950.00	160,558.05	541,629.78	1,788,320.22	23.2%	17,925.78
BUILDING INSP & CODE ENFORCEMENT***	111,347	510,362.00	32,212.39	106,002.40	404,359.60	20.8%	-5,344.60
ANIMAL CONTROL*****	19,115	105,308.00	6,392.27	20,243.19	85,064.81	19.2%	1,128.19
PUBLIC WORKS-STREET MAINTENANCE****	316,480	2,067,338.00	88,919.41	265,834.51	1,801,503.49	12.9%	-50,645.49
PUBLIC WORKS-SNOW REMOVAL****	0	16,500.00	0	0	16,500.00	0.0%	0.00
PUBLIC WORKS-GARAGE****	48,119	233,442.00	18,289.84	55,992.53	177,449.47	24.0%	7,873.53
BUILDING MAINTENANCE-GENERAL*****	139,856	667,722.00	56,922.67	150,237.03	517,484.97	22.5%	10,381.03
BUILDING MAINTENANCE-ARMORY***	9,758	48,586.00	3,052.77	8,046.33	40,539.67	16.6%	-1,711.67
BUILDING MAINTENANCE-CITY HALL****	39,632	204,035.00	13,612.18	38,352.35	165,682.65	18.8%	-1,279.65
BLDG MAINTENANCE-SOC SERVICES****	12,916	80,676.00	1,788.33	10,070.27	70,605.73	12.5%	-2,845.73
BUILDING MAINTENANCE-HEALTH DEPT***	4,147	34,533.00	1,396.14	4,300.17	30,232.83	12.5%	153.17
HEALTH DEPARTMENT*****	0	110,000.00	0	0	110,000.00	0.0%	0.00
MENTAL HEALTH*****	0	35,198.00	0	0	35,198.00	0.0%	0.00
RECREATION*****	102,932	374,601.00	31,034.96	108,737.48	265,863.52	29.0%	5,805.48
CEMETERIES*****	10,200	40,500.00	3,468.00	10,404.00	30,096.00	25.7%	204.00
SENIOR CITIZENS TITLE III ***	0	6,659.00	0	0	6,659.00	0.0%	0.00
SENIOR CITIZENS NUTRITION ***	7,506	45,679.00	3,425.78	10,587.47	35,091.53	23.2%	3,081.47
LIBRARY*****	68,053	304,725.00	4,904.56	73,382.86	231,342.14	24.1%	5,329.86
PLANNING AND ZONING****	56,526	200,933.00	13,085.26	41,291.99	159,641.01	20.6%	-15,234.01
BEAUTIFICATION COMMISSION ****	25	5,000.00	219.42	264.42	4,735.58	5.3%	239.42
DOWNTOWN DEVELOPMENT *****	14,373	100,230.00	5,237.98	15,725.69	84,504.31	15.7%	1,352.69
PAYMENTS TO SOUTHAMPTON COUNTY ***	0	700,000.00	0	0	700,000.00	0.0%	0.00
NON-DEPARTMENT MISCELLANEOUS****	10,329	22,000.00	3,824.51	12,664.13	9,335.87	57.6%	2,335.13
TRANSFERS*****	1,428,677	7,004,577.00	504,518.51	1,434,292.20	5,570,284.80	20.5%	5,615.20
General Fund Expenditure Total	4,789,446.00	22,755,793.00	1,375,826.71	4,780,692.06	17,975,100.94	21.0%	-8,753.94



ENTERPRISE FUNDS

For the period ending September 30, 2016

Based on Unaudited Financial Data

Airport Fund

- Fuel sales of \$15,228 at 9/30/16 are slightly up from prior quarter sales of nearly \$12,000.
- Other local revenue consists primarily of airport rental fees and is also slightly higher than the revenue realized during the prior quarter.
- Expenditures at 9/30/16 are 16% higher than the prior year period due to various expenditures and the administrative transfer to the General Fund

Airport Fund

Account Id	Account Description	Prior Revenue	Anticipated	Current Revenue	YTD Revenue	Balance/Excess/ Deficit	% Realized	Prior Year Variance
504-3-16190-0208	Airport Rental & Fees	13,683	60,000.00	4,977.00	15,201.00	-44,799.00	25.3%	1,518.00
504-3-16190-0212	Sale of Jet Fuel	5,349	33,750.00	3,112.41	5,890.81	-27,859.19	17.5%	541.81
504-3-16190-0214	Sale of Aviation Gas	6,582	33,750.00	2,548.48	9,337.37	-24,412.63	27.7%	2,755.37
504-3-16190-8041	Miscellaneous Revenue	36	500.00	0	7.93	-492.07	1.6%	-28.07
504-3-24040-0415	Maintenance Program	0	3,000.00	0	0	-3,000.00	0.0%	0.00
504-3-24040-0421	Airport Improvements	0	9,600.00	0	0	-9,600.00	0.0%	0.00
504-3-24040-0424	Tree Clearance Grant	0	24,992.00	0	0	-24,992.00	0.0%	0.00
504-3-33010-0420	Airport Improvements FAA	0	108,000.00	0	0	-108,000.00	0.0%	0.00
504-3-41050-0100	Transfer From General Fund	0	133,249.00	0	0	-133,249.00	0.0%	0.00
	Airport Fund Revenue Total	25,650.00	406,841.00	10,637.89	30,437.11	-376,403.89	7.5%	4,787.11

Account Id	Account Description	Prior Revenue	Anticipated	Current Revenue	YTD Revenue	Balance/Excess/ Deficit	% Realized	Prior Year Variance
504-4-20010-	**AIRPORT SERVICE**	53,679	219,090.00	12,001.12	59,403.58	159,686.42	27.1%	5,724.58
504-4-20020-	***CAPITAL OUTLAY***	0	151,240.00	0	0	151,240.00	0.0%	0.00
504-4-93100-	**TRANSFERS**	5,187	36,511.00	3,042.58	9,127.78	27,383.22	25.0%	3,940.78
	Airport Fund Expenditure Total	58,866.00	406,841.00	15,043.70	68,531.36	338,309.64	16.8%	9,665.36

	Prior Year	Current Year	Variance \$	Variance %
Total Revenue	25,650.00	30,437.11	4,787.11	18.7%
Total Expense	58,866.00	68,531.36	9,665.36	16.4%
Excess/Deficit of Expenses Over Revenue	-33,216.00	-38,094.25	-4,878.25	14.7%
Cash Balance in Fund	(114,301.00)	(87,839.70)	26,461.30	-23.2%

Water & Sewer Fund

• Revenue Analysis

- Revenue from the sale of water and sewer service charges of \$834,000 at Sept 30 is tracking 25% (\$166,000) higher than the prior period charges of \$668,000.
 - A 12-13% increase was established beginning July 2016 to address critical infrastructure needs of the City's aging utility system and to allow the city to qualify for various state and federal revenue assistance programs.
 - A part of the increase is associated with prior year (July 2015) charges - billed revenue for the month was recorded in June 2015.

Fiscal Period	Revenue Recorded	Billing Adjustment	Corrected Billing
FY 15-16	\$668,000	\$70,000	\$738,000
FY 16-17	\$834,000	-0-	\$834,000
Difference			\$ 96,000-13% increase

*FY 16-17
charges are
on target at
25% of
budget*

• Expenditure Analysis

- Expenditures in the Fund are \$121,000 or 19% less than the prior year; water rehabilitation improvements were made in the prior fiscal year.

• Cash Balance

- The cash balance in the Fund at the end of the month is \$1.73 million, a 12% decrease from the \$1.98 million reported at September 2015; cash increased from the balance of \$1.65 million reported August 2016.

Water & Sewer Fund

Account Id	Account Description	Prior Revenue	Anticipated	Current Revenue	YTD Revenue	Balance/Excess/ Deficit	% Realized	Prior Year Variance
501-3-16190-1101	Sale of Water - Residential	293,618	1,430,000.00	124,473.33	362,223.91	-1,184,786.09	25.3%	68,605.91
501-3-16190-1103	Sewer Service Charge - Residential	375,356	1,925,000.00	160,674.02	471,746.79	-1,600,142.21	24.5%	96,390.79
501-3-16190-1105	Water Connection Fees	0	0.00	0	7,000.00	7,000.00	0.0%	7,000.00
501-3-16190-1106	Sewer Connection Fees	4,500	0.00	0	4,500.00	4,500.00	0.0%	0.00
501-3-16190-1107	Administrative Connection Fee	2,080	5,000.00	490.00	1,480.00	-3,520.00	29.6%	-600.00
501-3-16190-1118	Sewer Charge - Isle of Wight County	13,045	55,000.00	3,372.19	12,768.68	-42,231.32	23.2%	-276.32
501-3-16190-1124	Sewer Charge Edgehill - Southampton	5,732	33,000.00	1,567.33	7,462.78	-25,537.22	22.6%	1,730.78
501-3-16190-1503	Interest SNAP	92	0.00	57.12	228.74	228.74	0.0%	136.74
501-3-16190-8081	Miscellaneous Revenue	0	250.00	0	0	-250.00	0.0%	0.00
501-3-41050-0200	Prior Year Budget Carryover	0	268,897.00	0	0	-268,897.00	0.0%	0.00
Water & Sewer Fund Revenue Total		694,423.00	3,717,147.00	290,633.99	867,410.90	-3,113,635.10	23.3%	172,987.90

Account Id	Account Description	Prior Expense	Budgeted	Current Expended	YTD Expended	Balance/Excess/ Deficit	% Expended	Prior Year Variance
501-4-44112-	**WATER SERVICE**	322,713	1,258,232.00	69,656.87	185,800.45	1,072,431.55	14.8%	-136,912.55
501-4-44113-	SEWER SERVICE *****	38,241	920,301.00	13,203.66	57,765.36	862,535.64	6.3%	19,524.36
501-4-44120-	WASTE WATER TREATMENT PLANT *****	132,862	742,739.00	50,432.47	118,478.22	624,260.78	16.0%	-14,383.78
501-4-93100-	TRANSFERS *****	93,032	428,828.00	35,735.67	107,206.97	321,621.03	25.0%	14,174.97
501-4-95101-	DEBT SERVICE *****	43,804	367,047.00	0	39,926.82	327,120.18	10.9%	-3,877.18
Water & Sewer Fund Expenditure Total		630,652.00	3,717,147.00	169,028.67	509,177.82	3,207,969.18	13.7%	-121,474.18

	Prior Year	Current Year	Variance	
Total Revenue	694,423.00	867,410.90	172,987.90	24.9%
Total Expense	630,652.00	509,177.82	-121,474.18	-19.3%
Excess/Deficit of Expenses Over Revenue	63,771.00	358,233.08		
Cash Balance in Fund	1,988,991.00	1,738,716.00	(250,275.00)	-12.6%

Solid Waste Fund

- **Revenue Analysis**

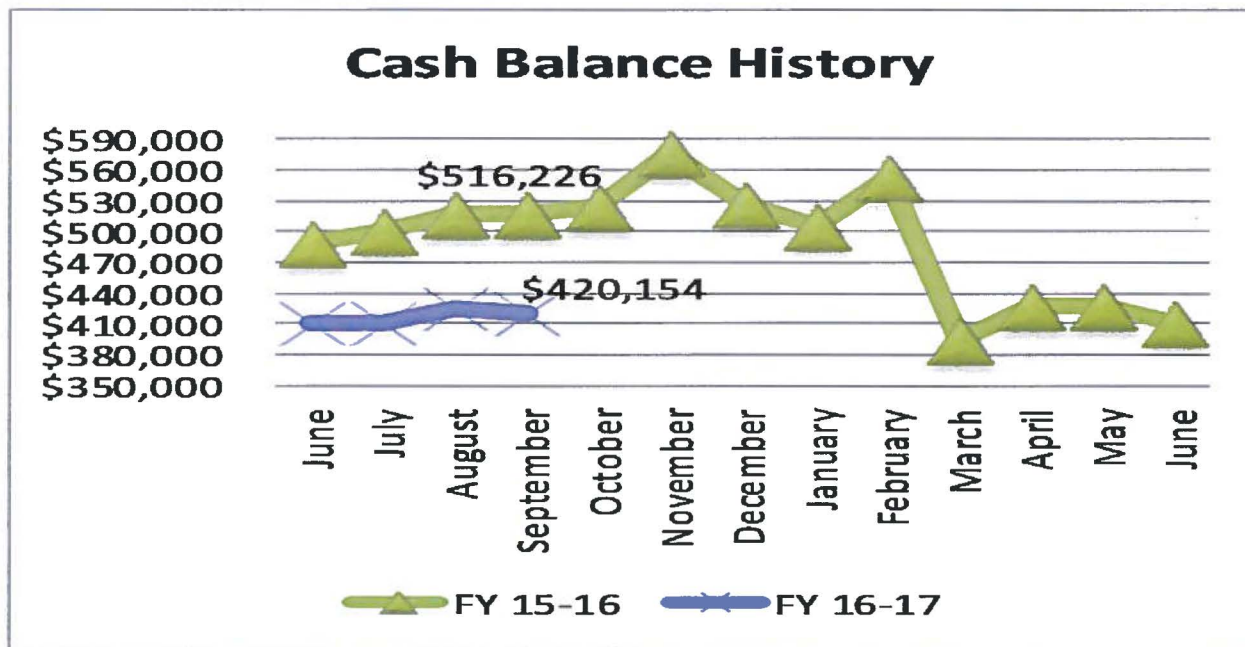
- Revenue for the Solid Waste Fund is on target with budgeted projections at \$325,256 or 25% and is comparable to the prior year period

- **Expenditure Analysis**

- Total expenditures as shown at \$259,141 are slightly higher than the prior period expenses and represents 16.8% of the total budget.
 - Capital expenses and personnel costs are slightly higher

Solid Waste Fund – Cash Balance

- Cash balance at September 30, 2016 = \$420,954



Policy Evaluation

Annual Revenue (Net of Reserves) = 1,322,079

Minimum of 25% = \$330,000

Maximum of 40% = \$528,800

Actual cash balance at September 30, 2016 as a % of total revenue = 31.8%

Solid Waste Fund

Account Id	Account Description	Prior Revenue	Anticipated	Current Revenue	YTD Revenue	Balance/Excess/ Deficit	% Realized	Prior Year Variance
502-3-16080-0001	Waste Collection & Disposal Fees	326,038	1,318,079.00	108,760.81	325,256.43	-992,822.57	24.6800	-781.57
502-3-16080-0002	Sale of Containers	0	0.00	0	58.00	58.00	0	58.00
502-3-16080-0004	Administrative Garbage Service Fee	1,630	4,000.00	420.00	1,190.00	-2,810.00	29.7500	-440.00
502-3-41050-0200	Prior Year Carry over	0	212,793.00	0	0	-212,793.00	0.0000	0.00
	Solid Waste Fund Revenue Total	327,668.00	1,534,872.00	109,180.81	326,504.43	-1,208,367.57		-1,163.57

Account Id	Account Description	Prior Expense	Budgeted	Current Expended	YTD Expended	Balance/Excess/ Deficit	% Expended	Prior Year Variance
502-4-42300-	**SOLID WASTE**	167,523	1,222,380.00	89,259.43	182,565.86	1,039,814.14	14.9400	15,042.86
502-4-83100-	**TRANSFERS**	67,725	293,405.00	24,450.42	73,351.22	220,053.78	25.0000	5,626.22
502-4-95101-	**DEBT SERVICE**	0	19,087.00	0	3,224.00	15,863.00	16.8800	3,224.00
	Solid Waste Fund Expenditure Total	235,248.00	1,534,872.00	113,709.85	259,141.08	1,275,730.92	16.8800	23,893.08

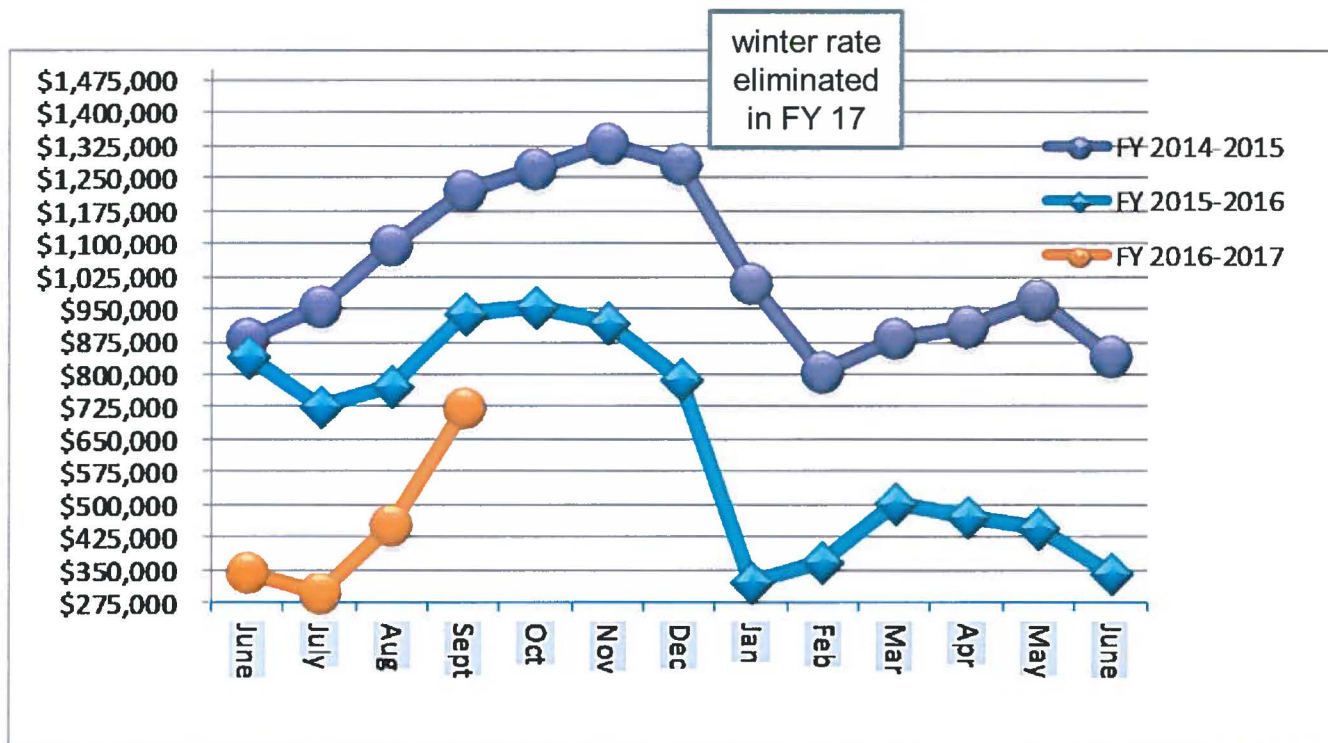
	Prior Year	Current Year	Variance	
Total Revenue	327,668.00	326,504.43	-1,163.57	-0.4%
Total Expense	235,248.00	259,141.08	23,893.08	10.2%
Excess/Deficit of Expenses Over Revenue	92,420.00	67,363.35		
Cash Balance in Fund	516,226.00	420,954.00	(95,272.00)	-12.6%

	July	August	September	Total
Billed	\$ 108,041.09	\$ 108,471.94	\$ 108,784.37	\$ 325,297.40
Collected	\$ 105,431.01	\$ 107,432.71	\$ 106,710.06	\$ 319,573.78
Variance	\$ 2,610.08	\$ 1,039.23	\$ 2,074.31	\$ 5,723.62

Electric Fund – Revenue Analysis

- **Revenue** from energy sales at \$3.87 mil is on target at 25.6% of budget; FY16 charges were \$3.40 mil or 24% of budget. Revenue from charges for services reflect an increase of 12% from the prior year. This is mostly offset by a 10% increase in cost for energy sales.
- **Expenditures** associated with the sale of energy (excluding fuel adjustment) at \$2.45 mil is currently 23% of the total budget. The cost for energy sales is 10% higher than prior year cost of \$2.22 mil.
 - Expenditure for debt service is less resulting from lease payment paid last year in September; the FY17 payment was made in October.

ELECTRIC FUND CASH ANALYSIS



Policy Evaluation:

Cash is below minimum policy guideline of \$1.494 million by \$771,000 and is below the cash position at 9/30/15 by \$218,000.

Cash in the Electric Fund at \$723,389 show favorable gains increasing by \$270,000 from the prior month period cash of \$453,147.

FY 2016-17 Cash Balance as a Percentage of Annual Revenues (excluding fuel adjustment) at FYE 9/30/2016=\$723,389 mil or 4.8%.

Electric Fund

Account Id	Account Description	Prior Revenue	Anicipated	Current Revenue	YTD Revenue	Balance/Excess/ Deficit	% Realized	Prior Year Variance
505-3-16190-1200	Sale of Electricity -Fuel Adj	314,000	315,911	25,502.77	83,148.29	-232,762.71	26.3%	-230,851.71
505-3-16190-1201	Sale of Electric Energy-Residential	1,949,710	8,578,082	645,514.06	2,185,156.55	-6,392,925.45	25.5%	235,446.55
505-3-16190-1202	Sale of Electricity-Commercial	1,484,718	6,221,368	539,610.81	1,686,579.54	-4,534,788.46	27.1%	201,861.54
505-3-16190-1203	Cycle & Save	-29,858	-121,000	-10,057.50	-30,037.50	90,962.50	24.8%	-179.50
505-3-16190-1204	Administrative Connection Fee	4,480	18,000	830.00	2,780.00	-15,220.00	15.4%	-1,700.00
505-3-16190-1205	Pole Attachment Fees	0	77,908	0.00	0.00	-77,908.00	0.0%	0.00
505-3-16190-1207	Cut-On Fees and Penalties	43,143	150,000	13,453.34	36,587.74	-113,412.26	24.4%	-6,555.26
505-3-16190-1503	Interest SNAP	146	0	7.00	28.04	28.04	0.0%	-117.96
505-3-16190-6001	Sale Of Equipment	426	3,000	0	0	-3,000.00	0.0%	-426.00
505-3-16190-8040	Sale Of Electric Supplies	1,161	4,000	0	0	-4,000.00	0.0%	-1,161.00
505-3-16190-8041	Miscellaneous Revenue	238	10,000	407.14	916.75	-9,083.25	9.2%	678.75
505-3-16190-8042	Sale of Surge Protectors	1,285	3,500	415.00	1,255.00	-2,245.00	35.9%	-30.00
Electric Fund Revenue Total		3,769,449.00	15,260,769	1,215,682.62	3,966,414.41	-11,294,354.59	26.0%	196,965.41

Account Id	Account Description	Prior Expense	Budgeted	Current Expended	YTD Expended	Balance/Excess/ Deficit	% Expended	Prior Year Variance
505-4-20010-	ELECTRIC SERVICES****	2,885,442	12,406,235	996,924.08	2,799,955.03	10,361,607.38	22.6%	-85,486.97
505-4-20020-	ELECTRIC CAPITAL OUTLAY *****	55,929	684,027	3,368.94	15,795.38	668,231.62	2.3%	-40,133.62
505-4-20050-	TRANSFERS *****	477,347	1,895,062	157,921.84	473,765.44	1,421,296.56	25.0%	-3,581.56
505-4-95101-	DEBT SERVICE *****	48,380	275,445	0	22,549.83	252,895.17	8.2%	-25,830.17
Electric Fund Expenditure Total		3,467,098.00	15,260,769	1,158,214.86	3,312,065.68	12,704,030.73	21.7%	-155,032.32

	Prior Year	Current Year	Variance	
Total Revenue	3,769,449.00	3,966,414.41	196,965.41	5.2%
Total Expense	3,467,098.00	3,312,065.68	-155,032.32	-4.5%
Excess/Deficit of Expenses Over Revenue	302,351.00	654,348.73		
Cash Balance in Fund	942,197.00	723,389.00	218,808.00	23.2%

August 2016 Cash Balance in Fund	\$ 453,148.00
Cash Receipt & Disbursement Summary	
AP Checks	\$ 45,984
Payroll Checks	\$ 61,332
Transfers	\$ 145,252
VEMA	\$ 876,908
Adjustments	\$ 5,940
Payment from Customers & Other Cash	\$ (1,411,271)
NET CHANGE FROM PRIOR MONTH	\$ (275,855)
Current Month Cash	\$ 729,003

ELECTRIC FUND BILLED VERSUS PAYMENT ANALYSIS

FY 2016-2017 REVENUE BILLED VERSUS PAYMENTS COLLECTED ANALYSIS

	July	August	September	TOTAL**
BILLING	\$ 1,331,566	\$ 1,368,230	\$ 1,182,707	\$ 3,882,503
TOTAL PAYMENTS*	\$ 1,027,103	\$ 1,270,296	\$ 1,328,762	\$ 3,626,161
VARIANCE	\$ (304,463)	\$ (97,934)	\$ 146,055	\$ (256,342)

FY 2015-2016 REVENUE BILLED VERSUS PAYMENTS COLLECTED ANALYSIS

	July	August	September	TOTAL**
BILLING	\$ 1,320,443	\$ 1,256,179	\$ 1,104,760	\$ 3,681,382
TOTAL PAYMENTS*	\$ 1,185,914	\$ 1,292,900	\$ 1,243,163	\$ 3,721,977
VARIANCE	\$ (134,529)	\$ 36,721	\$ 138,403	\$ 40,595



OTHER FINANCIAL REPORTS

For the period ending September 30, 2016



Utility Aging Report- Sept 30, 2016

	Total Active & Inactive	Current	30 day	60 day	90 day
FY 16-17	\$3,006,959	1,655,730	444,675	46,060	860,446
FY 15-16	\$2,846,406	1,548,064	408,986	34,259	855,280
FY 16-17	100%	55%	15%	1.4%	28.6%
FY 15-16	100%	54.4%	14.4%	1.2%	30.0%

The percentage of 30, 60 and 90 day accounts to total account balance has remained relative the same (slight variances) since the prior year period.

	Total – 9/3016 Active	Current	30 day	60 day	90 day
FY 16-17	\$2,143,080	1,653,236	425,034	26,910	38,029
		77%	20%	1.3%	1.7%

QZAB Balance

QZAB -2014 BALANCE-PRINCIPAL	\$	141,648.79
QZAB -2014 BALANCE-INTEREST	\$	<u>2,808.51</u>
TOTAL AVAILABLE BALANCE	\$	144,457.30

Proceeds Must be expended by Dec. 30, 2017

OLD/NEW BUSINESS

- A. School Board Vacancy Appointment Schedule & Related Matters**
- B. City Manager's Report**



*Office Of The City Attorney
H. Taylor Williams, IV*

**A PROPOSED SCHEDULE FOR FILLING SCHOOL BOARD VACANCIES BY
DECEMBER 15, 2016:**

- A. Place a Notice of Public Hearing in the Tidewater News to run on Wednesday, November 16, 2016. The Notice will announce that the City Council will hold a Public Hearing during its regular meeting on November 28, 2016 to receive public comment and nominations for persons to be appointed to fill vacancies existing in all 6 Wards and in the At Large seat for the Franklin City School Board. A person can be nominated to serve as a representative in the Ward where he or she resides or be nominated to serve as the At Large representative. The appointments to fill the vacancies will be for various periods of time due to the already established staggered terms of office.
- B. On November 28, 2016, at the regular City Council meeting, City Council will conduct a Public Hearing to receive public comment and nominations for persons to fill vacancies on the Franklin City School Board.
- C. After the Public Hearing is closed, Council will schedule dates to interview the persons nominated to fill the vacancies on the Franklin City School Board.
- D. On December 12, 2016, at the regular City Council meeting, City Council will receive motions and vote for the appointment of persons to represent the respective 6 Wards and the At Large positions on the Franklin City Council. The appointments will be for varied periods of time to comply with the staggered terms.
- E. Persons appointed to fill the vacancies on Franklin City School Board will need to swear the Oath of Office to be qualified for Office. The first meeting of the newly appointed School Board will be December 15, 2016.

COUNCIL/STAFF REPORTS ON BOARDS & COMMISSIONS